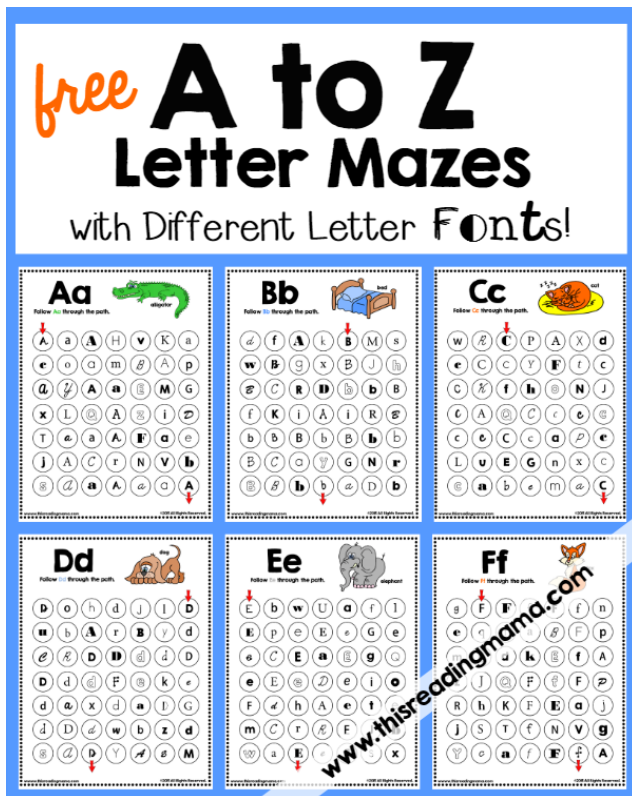



Alphabet Letter Mazes

with Different Letter Fonts!




Follow the featured letter to get through the maze. Be sure to pay attention to the different letter fonts! See these mazes in action [HERE](#).

Terms of Use: This free printable pack was created for you to use at home with your child/students or with multiple children in a classroom/tutoring setting. Please do not sell, host, reproduce, giveaway, or store on any other site (including a blog, Facebook, 4Shared, Dropbox, etc.). Thank you!



Aa



Follow **Aa** through the path.

A path of letters is shown in a 7x7 grid of circles. The path starts at the top-left circle containing the letter 'A' (with a red arrow pointing down) and ends at the bottom-right circle containing the letter 'A' (with a red arrow pointing down). The path consists of the following letters in order: Row 1: A, a, A, H, v, K, a; Row 2: e, o, a, m, B, A, p; Row 3: a, y, A, a, E, M, G; Row 4: x, L, Q, A, z, i, D; Row 5: T, a, a, A, F, a, e; Row 6: j, A, C, r, N, v, b; Row 7: s, a, a, A, a, a, A.


Bb



Follow **Bb** through the path.

d	f	A	k	B	M	s
w	B	g	x	B	J	h
B	C	R	D	b	b	B
f	K	i	A	i	R	B
b	B	B	b	B	b	b
B	C	a	y	G	N	r
B	B	b	b	a	D	b


Cc



Follow **Cc** through the path.

W	R	C	P	A	X	d
e	C	c	Y	F	t	c
C	K	f	h	o	N	J
c	A	Q	C	c	c	C
c	c	C	c	a	p	e
L	U	E	G	n	x	C
C	a	b	e	m	a	C


Dd



Follow **Dd** through the path.



D	o	h	d	j	l	D
u	b	A	r	B	y	d
e	R	D	D	d	d	D
D	d	d	F	e	k	e
d	a	x	d	a	D	G
d	D	d	w	b	z	d
S	a	D	Y	A	s	M

Ee



elephant

Follow Ee through the path.

 E	b	w	U	a	f	l
E	p	e	E	e	G	e
e	C	E	a	E	g	Q
e	E	e	D	e	i	O
F	d	h	A	e	t	e
m	C	r	R	E	J	b
w	a	E	e	E	S	X
						

Ff



fox

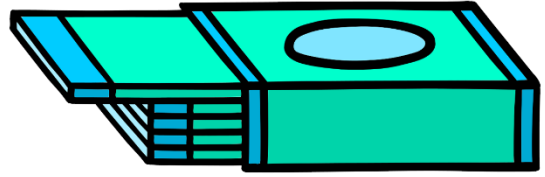
Follow **Ff** through the path.

A 7x7 grid of letters in circles. A red arrow points down to the first 'F' in the top row. A second red arrow points down from the 'f' in the bottom row, indicating the path.

g	F	F	f	F	f	n
e	q	m	a	B	F	p
m	y	d	k	E	f	A
z	J	Q	F	f	F	P
R	h	K	F	E	a	j
j	S	T	f	N	V	g
Y	c	a	f	F	f	A

Gg

gum



Follow **Gg** through the path.

h	c	x	P	w	G	z
g	r	n	q	a	g	L
A	B	m	y	e	g	b
G	g	g	J	z	G	g
G	a	g	D	F	k	G
g	S	G	g	G	g	G
g	l	z	b	i	H	f

A 7x7 grid of circles containing various letters. A red arrow points down to the 'G' in the top row, sixth column. Another red arrow points down to the 'g' in the bottom row, first column.

Hh




Follow **Hh** through the path.

A 7x7 grid of letters in circles. A red arrow points down to the top-left circle containing 'H'. The path of 'Hh' is: Row 1, Column 1 (H); Row 2, Column 1 (h); Row 3, Column 1 (H); Row 4, Column 1 (h); Row 5, Column 1 (h); Row 6, Column 1 (j); Row 7, Column 1 (a). A red arrow points down from the bottom-right circle containing 'h'.

H	a	L	P	y	D	j
h	T	R	f	b	W	s
H	S	k	H	H	h	m
h	n	a	h	r	H	Q
h	H	h	h	F	H	h
j	Z	C	A	N	V	h
a	o	h	a	t	h	H

Ii

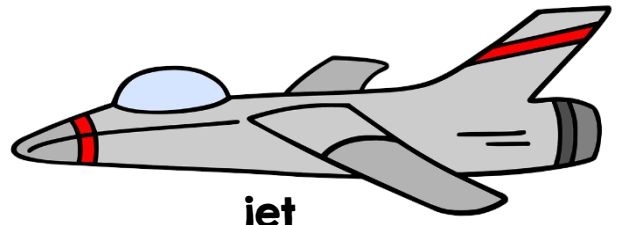
igloo



Follow **li** through the path.

c	l	p	I	i	i	I
T	r	o	i	R	h	j
a	e	A	I	e	t	u
I	I	i	i	b	a	D
i	k	j	a	m	f	i
i	I	I	i	N	x	g
n	a	o	I	z	D	u

Jj



jet

Follow **Jj** through the path.

A 7x7 grid of letters in circles for a word search. A red arrow points down to the first circle (top-left), and another red arrow points down from the last circle (bottom-right). The letters in the grid are:

J	j	J	J	j	J	J
N	B	V	q	D	A	J
a	j	m	b	T	g	j
S	i	j	j	J	J	j
e	L	J	S	R	C	i
a	y	<i>j</i>	k	<i>a</i>	y	r
T	g	J	j	J	j	j

Kk




kangaroo

Follow **Kk** through the path.

A 7x7 grid of circles containing letters. A path of red arrows starts at the top of the 4th circle in the first row and ends at the bottom of the 1st circle in the 7th row. The path consists of the following letters in order: K, h, e, k, K, k, k.

p	k	K	K	R	t	S
a	k	g	h	j	r	N
l	k	B	e	v	w	j
q	K	k	k	K	k	F
u	R	Q	l	m	k	K
f	N	k	V	t	R	k
k	K	K	k	k	K	k

Ll



Follow **Ll** through the path.

a	M	r	L	l	l	i
i	C	S	f	k	L	v
N	E	b	j	W	l	L
y	T	w	Z	g	S	l
O	l	L	L	l	L	L
e	l	q	X	H	P	d
z	L	L	l	l	l	L

Mm



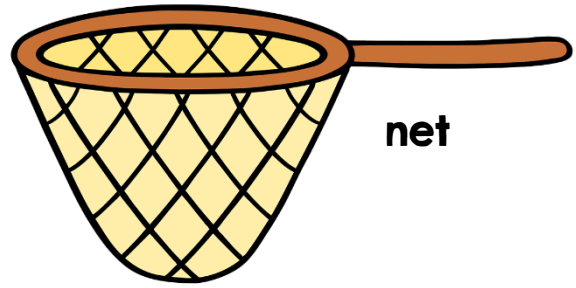
muffin

Follow **Mm** through the path.

s	n	t	L	e	R	M
C	o	F	z	m	M	m
A	x	M	m	m	u	a
y	I	m	c	z	N	d
k	a	m	M	M	m	G
o	x	t	P	n	m	v
m	M	m	m	M	m	a

Red arrows point to the 'M' in the top-right cell and the 'm' in the bottom-left cell.


Nn



Follow **Nn** through the path.

o	u	n	d	l	T	a
E	h	n	m	a	q	r
K	g	N	N	n	N	J
x	L	H	a	z	N	t
n	n	N	N	n	n	V
n	y	e	w	M	C	b
N	n	n	N	n	b	f

Oo




octopus

Follow **Oo** through the path.

N	F	o	a	O	o	O
C	g	V	n	e	b	O
o	e	O	o	o	O	o
o	u	t	I	w	Q	i
O	o	o	o	R	J	S
Q	y	d	O	<i>a</i>	h	Z
j	b	X	o	E	C	P

Pp




Follow **Pp** through the path.

A 7x7 grid of circles containing various letters. A red arrow points down to the first circle in the first row, which contains a lowercase 'p'. A path of lowercase 'p's is formed by the following circles: (1,1), (2,1), (3,2), (4,3), (5,4), (6,5), (7,6). A red arrow points down from the last circle in the path.

p	g	y	T	u	D	P
p	i	S	N	B	w	r
p	p	P	j	a	g	M
a	q	p	p	P	p	p
U	s	x	R	z	B	p
E	o	d	n	P	p	P
p	k	e	G	p	L	R

Qq



queen



Follow **Qq** through the path.

g	r	o	Q	a	P	i
e	p	F	q	C	B	x
a	q	Q	q	P	y	G
H	q	m	k	a	r	L
Q	Q	g	w	Q	Q	Q
q	j	S	n	q	Z	q
q	Q	q	Q	q	T	q


Rr



Follow **Rr** through the path.

 R	b	G	L	p	S	w
r	u	a	r	r	R	r
R	r	r	R	n	e	r
c	K	Q	B	a	R	R
w	m	T	e	y	r	b
d	N	o	R	j	r	x
s	R	A	i	f	R	R 

Ss




Follow **Ss** through the path.

P	u	I	H	a	e	S
s	s	S	z	F	r	S
S	t	S	S	S	s	S
S	n	l	A	J	h	Ń
s	S	s	s	g	e	O
B	C	v	S	m	k	S
S	s	S	s	a	q	w

Red arrows point to the 'S' in the top-right cell and the 'S' in the bottom-left cell.

Tt



tub

Follow **Tt** through the path.

c	t	o	T	t	T	a
m	d	B	h	L	†	W
‡	G	y	z	a	T	t
g	E	L	d	H	i	t
<i>B</i>	U	j	t	t	T	†
<i>a</i>	k	<i>C</i>	t	A	v	l
<i>S</i>	t	T	T	f	Q	T


Uu



Follow **Uu** through the path.

d	u	U	U	u	u	e
G	U	C	i	p	n	S
U	u	t	b	o	T	r
U	N	Q	e	Z	A	u
u	a	u	u	U	Z	f
u	S	u	x	U	n	B
U	u	u	m	u	w	J

Vv




van

Follow **Vv** through the path.

R	F	q	V	v	V	a
e	o	w	t	R	v	O
U	v	V	v	v	V	G
H	v	P	k	b	w	N
V	V	S	A	L	y	i
v	w	u	R	m	b	q
v	v	V	V	u	o	a

Ww



watermelon


Follow **Ww** through the path.

A 7x7 grid of circles containing various letters and symbols. A red arrow points down to the first circle in the top row, which contains a lowercase 'w'. The path of 'w's starts at the top-left and ends at the bottom-right. The path consists of the following letters in order: w, w, W, W, w, W, w, W, w, W, w, W, w, W, w, W.

w	V	r	F	a	x	Q
w	K	w	w	w	w	d
w	u	W	o	M	W	A
w	W	w	s	g	W	q
u	h	l	M	W	w	H
D	J	C	R	w	y	C
w	b	T	u	w	w	W

Xx


xylophone



Follow **Xx** through the path.

e	j	X	x	x	X	s
c	U	v	d	T	X	g
x	I	f	H	a	X	x
Z	u	m	y	r	B	x
L	x	X	x	x	X	X
c	X	q	n	j	K	D
k	x	X	x	x	o	a


Yy



Follow **Yy** through the path.

R	n	u	y	Y	y	Y
s	v	F	Y	h	e	g
y	Y	Y	y	m	p	L
y	q	A	z	B	i	O
y	Y	y	Y	y	u	m
g	C	j	d	y	H	V
y	y	Y	y	y	l	y

Zz



Follow **Zz** through the path.

A	I	Z	D	u	t	a
V	h	Z	z	z	z	z
k	M	f	o	i	p	z
Z	j	Z	Z	z	Z	Z
U	C	z	G	F	a	e
B	e	z	y	L	R	g
z	t	Z	Z	z	z	Z