

Alphabetical Order



A



B



C

Money



+

=12¢



Simple Fractions



$\frac{1}{2}$

Reading and Writing



Up

Down




Pages
Tear Out!

Fisher-Price

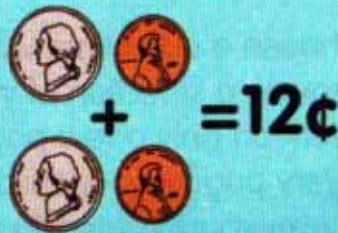
FIRST GRADE
WORKBOOK

2

Alphabetical Order




Money



Simple Fractions



Reading and Writing



Fisher-Price and related trademarks, copyrights and character designs are used under license from Fisher-Price, Inc., a subsidiary of Mattel, Inc., East Aurora, NY 14052. U.S.A. ©2007 Mattel, Inc. No part of this book may be reproduced or copied in any form without written permission from the copyright owner.

All Rights Reserved. **PRINTED IN THE U.S.A.** Manufactured for and distributed by Modern Publishing, a division of Unisystems, Inc.

Modern Publishing
A Division of Unisystems, Inc.
New York, New York 10022
Printed in the U.S.A.
Series UPC: 49969

TO THE PARENTS/CAREGIVERS

Dear Parents/Caregivers:

Helping your children master their world through early learning is as easy as the Fisher-Price® Workbooks!

As your child's first and most important teacher, you can encourage your child's love of learning by participating in learning activities at home. Working together on the activities in each of the Fisher-Price® Workbooks will help your child build confidence, learn to reason and develop reading, writing, math and language skills.

Help make your time together enjoyable and rewarding by following these suggestions:

- Choose a quiet time when you and your child are relaxed.
- Provide a selection of writing materials (pens, pencils or crayons).
- Work on only a few pages at a time. Don't attempt to complete every page if your child becomes tired or loses interest.
- Praise your child's efforts.
- Discuss each page. Help your child relate the concepts in the books to everyday experiences.
- And, most importantly, make learning time fun time!



MATH

Look at the numbers in each group of apples.

What number comes after?

What number comes before?

Write the missing number in the empty apples.



Skills: Ordering numbers; Understanding before and after

MATH

There are so many animals in the jungle.

How many are in the first group?

How many are in the second group?

How many in all?



$$\underline{1} + \underline{1} = \underline{\quad}$$



$$\underline{4} + \underline{1} = \underline{\quad}$$



$$\underline{2} + \underline{3} = \underline{\quad}$$

Skills: Understanding addition; Using picture information to solve addition problems

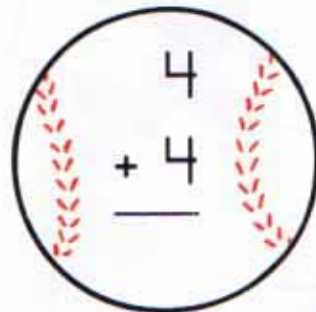
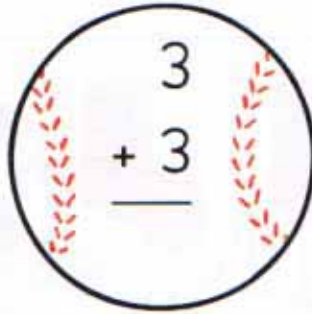
MATH

What a hit!

Look at the addition problems in each baseball.

How many in all?

Add to find the sums.



Skills: Understanding addition; Adding doubles; Solving problems

MATH

How many do you see?
How many are left?



$$\underline{5} - \underline{2} = \underline{\quad}$$



$$\underline{6} - \underline{4} = \underline{\quad}$$



$$\underline{3} - \underline{1} = \underline{\quad}$$

Skills: Understanding subtraction; Using picture information to solve subtraction problems

MATH

Help the children figure out which one is the right picture.

Read about the picture below.

Circle the correct picture.


Then finish coloring the page.

The correct picture should have:

10 ○ s

4 □ s

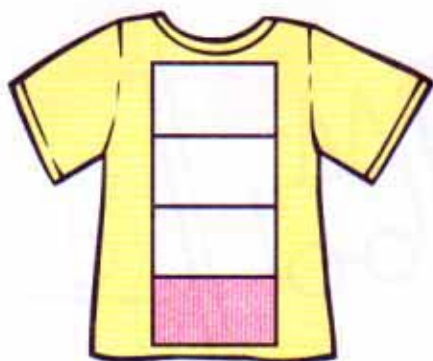
2 △ s



Skills: Recognizing plane shapes; Using deductive reasoning; Counting

MATH

Look at the shape on each shirt.
Each shape is split into equal parts.
Write the fraction to tell what part is colored.
The first one is done for you.



$\frac{1}{4}$ shaded part
4 equal parts



$\frac{1}{3}$ shaded part
3 equal parts



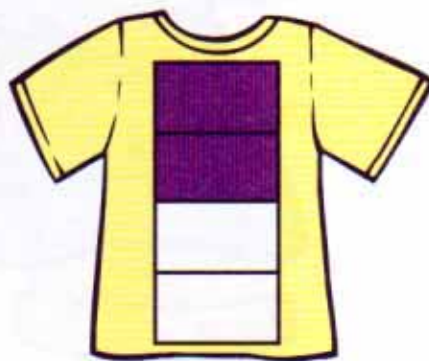
$\frac{1}{2}$ shaded part
2 equal parts



$\frac{1}{3}$ shaded part
3 equal parts



$\frac{1}{2}$ shaded part
2 equal parts



$\frac{1}{3}$ shaded parts
3 equal parts

Skills: Recognizing fractions; Writing fractions

MATH

What time is it?

Look at each clock.

Write the time.

The first one is done for you.



The hour hand is on the 7. The hour hand is on the ____.

7 : 00 _____ : 00 _____ : 00



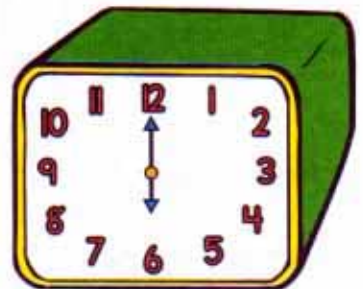
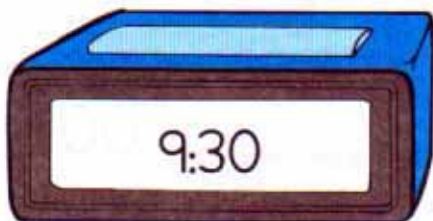
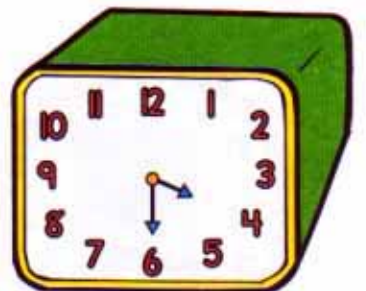

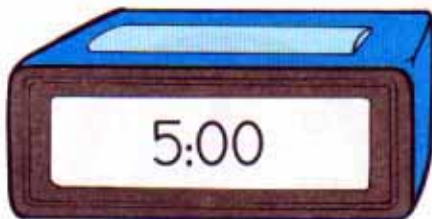
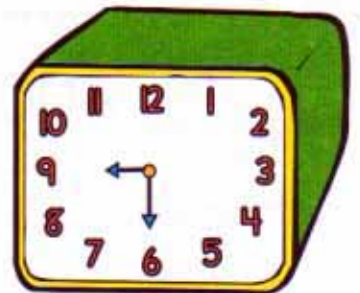
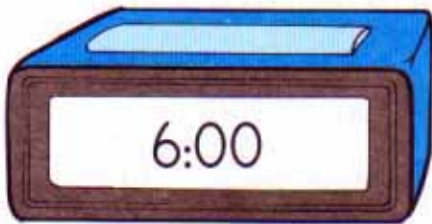


The hour hand is on the ____.

_____ : 00 _____ : 00 _____ : 00

Skills: Telling time to the hour; Using clock language and notation

MATH

Look at the clocks at the top of the page.
These clocks show the same time.
Look at the clocks in each column below.
Match the clocks that show the same time.



Skills: Telling time to the hour and half hour; Reading analog and digital clocks; Matching times on a clock

MATH




Look at the money on each side of the page.
Match the groups of coins that show the same amount of money.



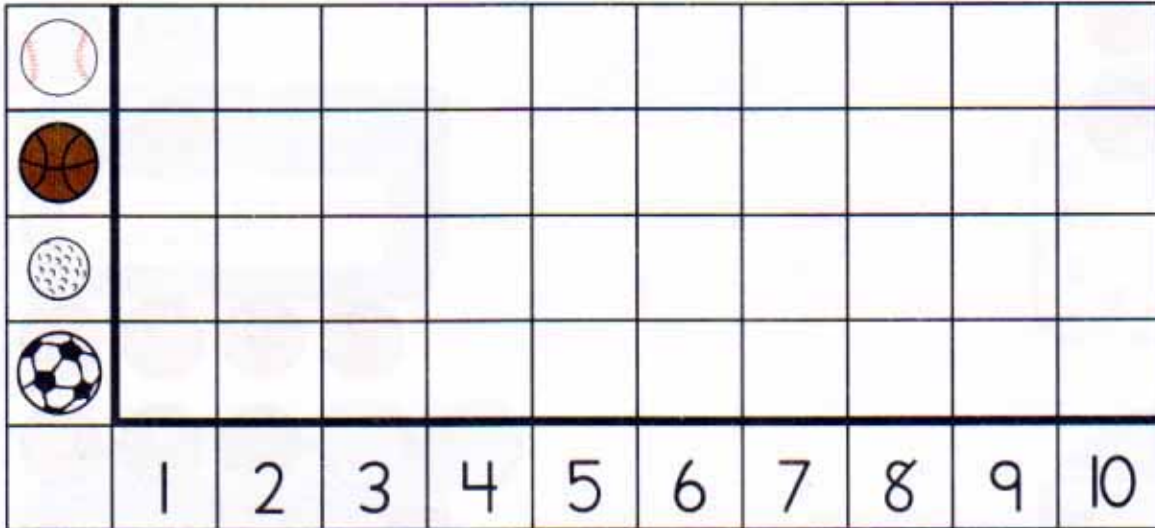
Skills: Understanding the value of pennies, nickels, and dimes; Counting money; Matching same amounts of money

MATH

The children took a vote on their favorite sport.
 Look at the numbers next to each picture.
 Use the numbers to help you complete the graph.
 Then answer the questions using the information from
 the graph.

-  — 9
-  — 7
-  — 5
-  — 10

Our Favorite Sport



Circle the answers.
 Did more children like:



How many more children liked  than  ? _____

How many more children liked  than  ? _____

What sport did children want to play the least? _____


Skills: Completing a bar graph; Answering questions about information on a bar graph

LETTERS


Say the letters.

Name something that begins with each letter.

Trace over the alphabet.



Now draw something that starts with the same letter as your name.



Skills: Recognizing letter sounds; Following directions; Building vocabulary; Tracing

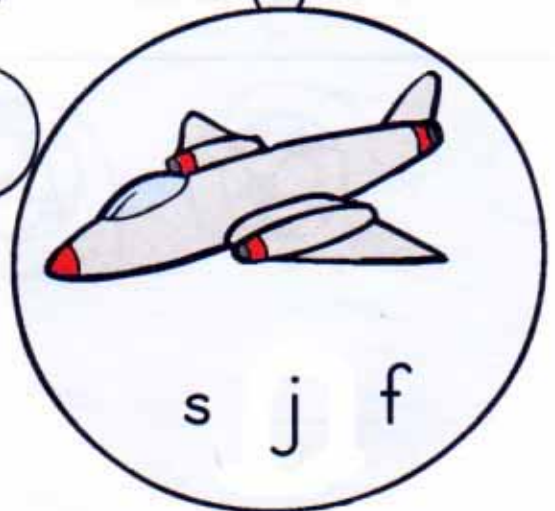



LETTERS

Look at the bubbles!

Bubble starts with b.

Look at the pictures and letters inside each bubble.

Circle the letter that makes the beginning sound of that picture.



Skills: Developing auditory discrimination; Matching beginning sounds

WORDS


Put the words in a-b-c order and write them in a new list.



skunk



fish



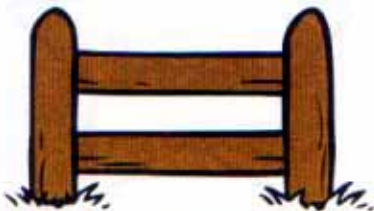
snail



orange



corn



fence

Skills: Alphabetizing; Writing

WORDS

Look at the pictures in the stars.

Look at the words in the stars.

Draw a line to match each picture to the correct word.


Then finish coloring the pictures.



Skills: Identifying s blends; Recognizing words containing blends; Matching

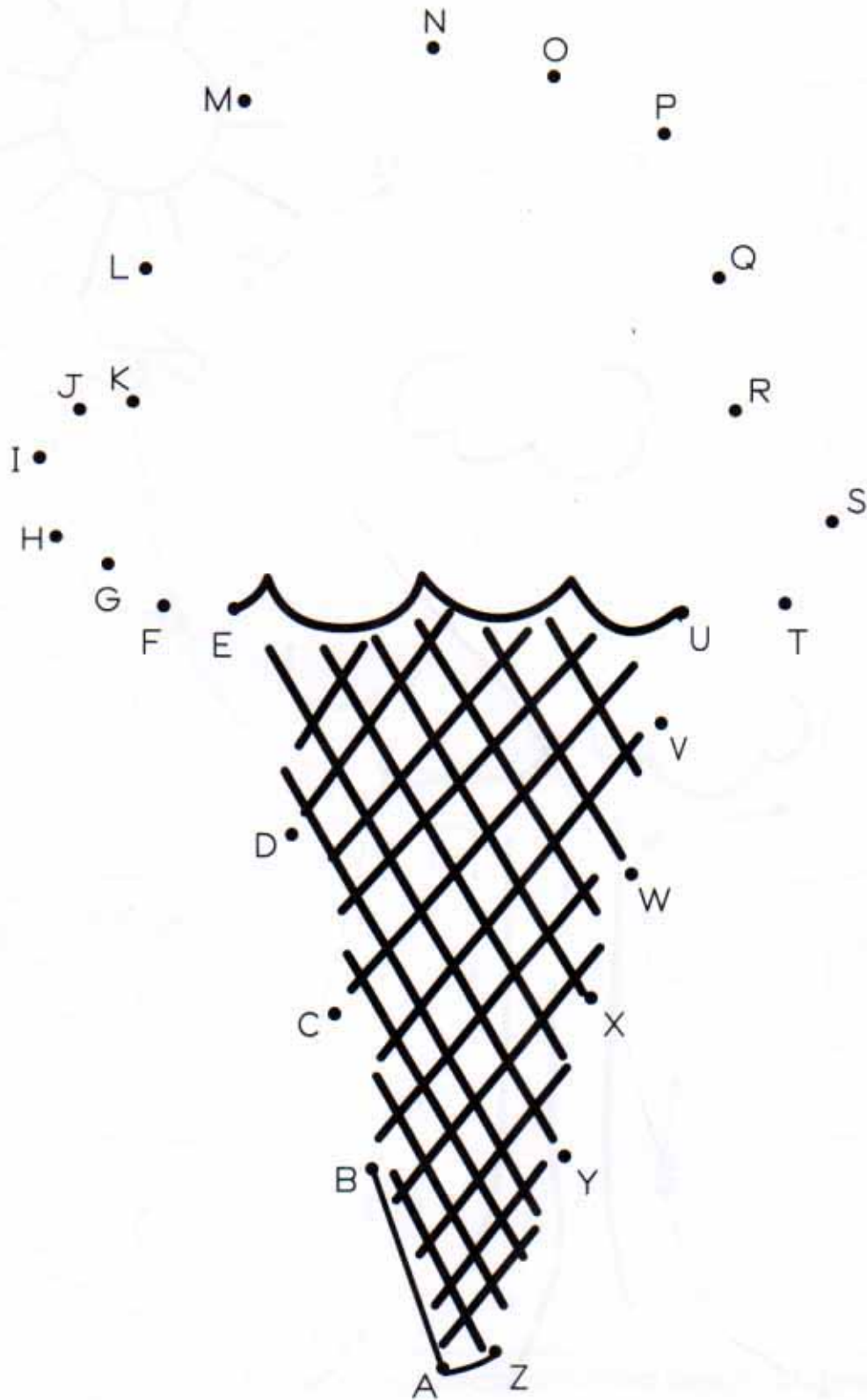
DOT-TO-DOT

Connect the dots from 1 to 25 to see something fun!



DOT-TO-DOT

Connect the dots from A to Z to see something fun!



WORDS

A plural word is one that says there is more than one of a thing.

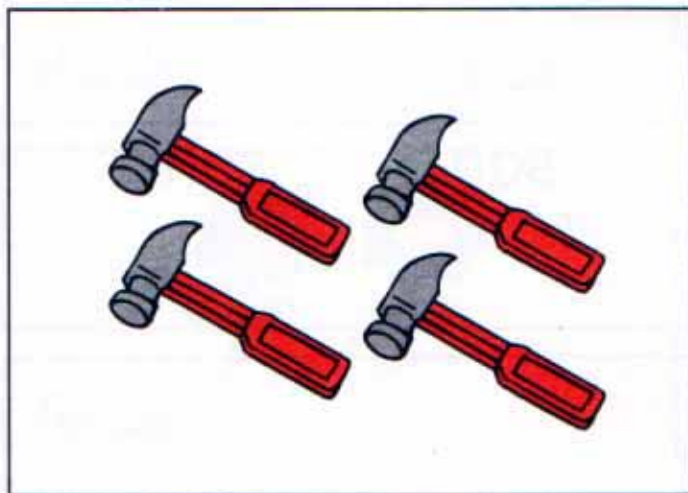
Look at each picture.

Draw a line from each picture to the correct word.



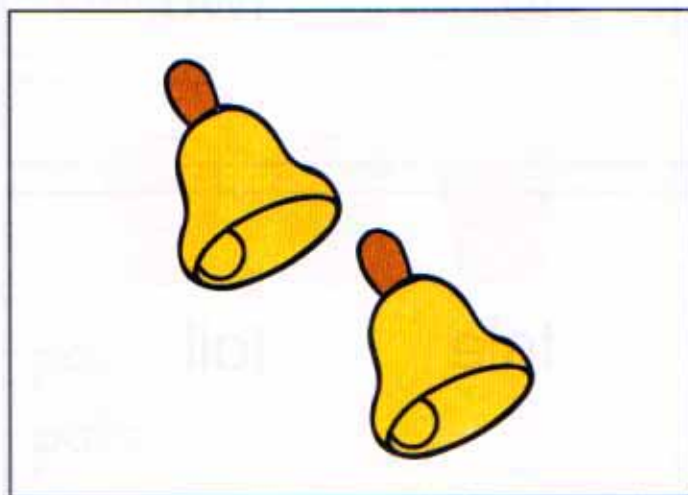
sock

socks



hammer

hammers



bell

bells


Skills: Recognizing plural words; Matching

WORDS

Words that sound the same but are spelled differently and have different meanings are called homonyms.

Sew and so are homonyms.

Look at the picture and words in each box.
Draw a circle around the word that has the same meaning as the picture.



cent

sent



son

sun



to

two



tale

tail

Skills: Identifying homonyms; Visual perception; Matching words to pictures

WORDS

Add s to some words to show more than one.




boat + s = boats




Look at the pictures.

Write the word.


The first one is done for you.




cloud
clouds clouds




nest
nests _____




flower
flowers _____



apple
apples _____



pail
pails _____







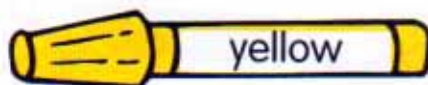

lake
lakes _____

Skills: Identifying singular and plural nouns; Adding -s to show more than one

WORDS

Describing words tell about colors.

Read the color words and color the picture.



What color is the boy's shirt? _____

Skills: Recognizing color words

WORDS

Describing words tell how things feel.

The words in the box tell how things feel.
Read the clues. Write the words in the puzzle.

hot

cold

soft

hard

Across



2. Snow feels _____.

Down



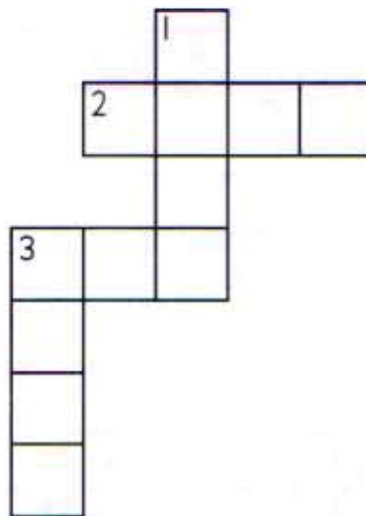
1. A pillow feels _____.



3. The sun feels _____.



3. Rocks feel _____.



Skills: Recognizing words that describe how things feel

WORDS

Synonyms are words that mean the same thing.

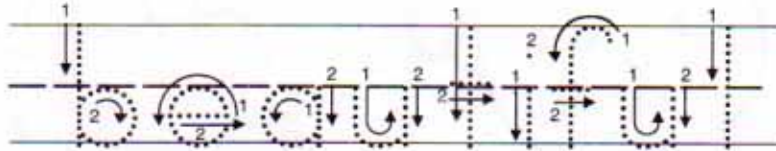


Is the **baby** asleep? Is the **infant** asleep?


The words baby and infant are synonyms.

Trace the synonym for each word.

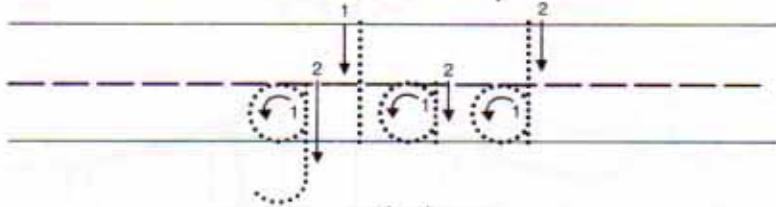
1. pretty



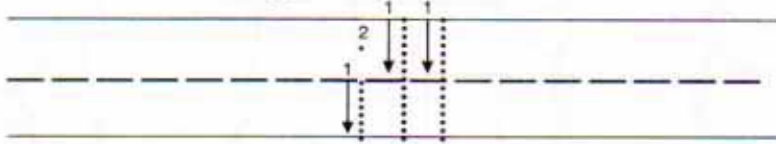
2. simple



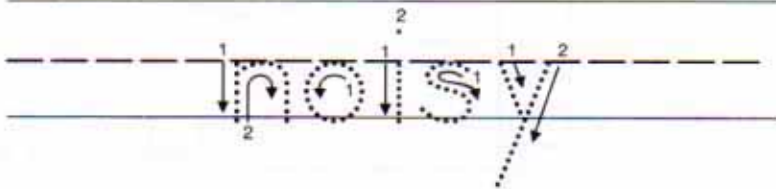
3. happy



4. sick




5. loud



Skills: Identifying synonyms; Tracing and building vocabulary

WORDS

Antonyms are words that mean opposite things.



The words up and down are antonyms.

Draw lines to connect the antonyms.

stop

fast

before

empty

push

wet

pull

dry

full

slow

go

after

Skills: Identifying antonyms

WORDS

Draw a line under the two words that make each compound word to make two smaller words.

Then write and draw a picture of your own compound word.



horsefly




wheelchair



lighthouse



mailbox



fingernail



birdbath



teapot



football

Skills: Identifying individual parts of compound words; Writing and drawing

SENTENCES

Let's write opposites.
Look at each picture. Read each sentence.
Fill in the blank with the correct word.



The pillow is _____.



The rock is _____.

hard
soft



The jet moves _____.



The snail moves _____.

slow
fast



Watch out for the _____ teapot!



Ice cubes are _____.

cold
hot

Skills: Reading comprehension; Recognizing opposites; Writing

SENTENCES

A sentence has two parts.
The naming part names a person or thing.
The telling part tells what the person or thing does.

Read each sentence.
Draw a circle around the naming part.
Draw a line under the telling part.
The first one is done for you.

The girl skates.



The girl catches the ball.



The boy writes a letter.



We kick the ball.



Skills: Identifying subject and predicate

SENTENCES

All sentences start with a capital letter.
All asking sentences end with a question mark.
Trace the question mark, then draw your own.




Write each asking sentence correctly.

does the boy have a hammer



would you like to eat lunch



is the girl walking her dog



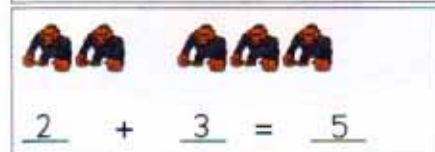
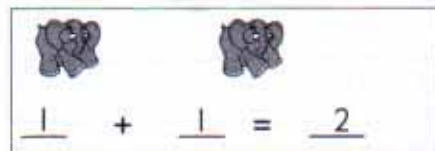
Skills: Identifying interrogative sentences; Using a capital letter and a question mark

ANSWERS

Page 3



Page 4



Page 5



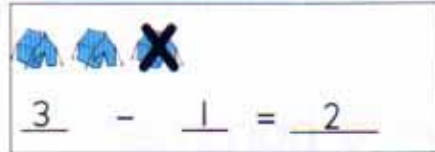
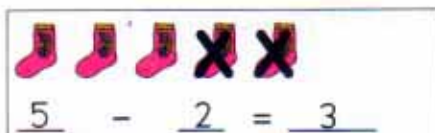
$$\begin{array}{r} 3 \\ + 3 \\ \hline 6 \end{array}$$

$$\begin{array}{r} 2 \\ + 2 \\ \hline 4 \end{array}$$


$$\begin{array}{r} 1 \\ + 1 \\ \hline 2 \end{array}$$

$$\begin{array}{r} 4 \\ + 4 \\ \hline 8 \end{array}$$

Page 6



Page 7



Page 8



$\frac{1}{4}$ shaded part
 $\frac{1}{4}$ equal parts

$\frac{1}{3}$ shaded part
 $\frac{1}{3}$ equal parts

$\frac{1}{2}$ shaded part
 $\frac{1}{2}$ equal parts



$\frac{1}{3}$ shaded part
 $\frac{1}{3}$ equal parts

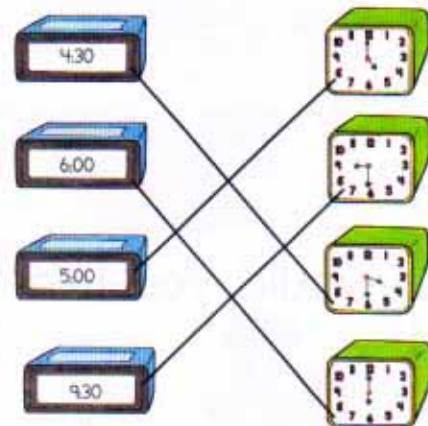
$\frac{1}{2}$ shaded part
 $\frac{1}{2}$ equal parts

$\frac{2}{4}$ shaded parts
 $\frac{2}{4}$ equal parts

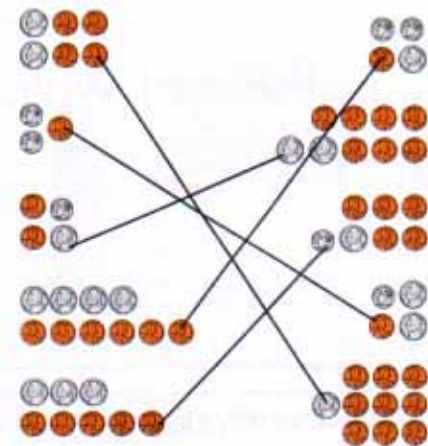
Page 9



Page 10



Page 11



ANSWERS

Page 12

Our Favorite Sport

<input type="checkbox"/>	<input type="checkbox"/>	<input type="checkbox"/>	<input type="checkbox"/>	<input type="checkbox"/>	<input type="checkbox"/>	<input type="checkbox"/>	<input type="checkbox"/>	<input type="checkbox"/>	<input type="checkbox"/>	
<input checked="" type="checkbox"/>	<input checked="" type="checkbox"/>	<input checked="" type="checkbox"/>	<input checked="" type="checkbox"/>	<input checked="" type="checkbox"/>	<input checked="" type="checkbox"/>	<input checked="" type="checkbox"/>	<input checked="" type="checkbox"/>	<input type="checkbox"/>	<input type="checkbox"/>	
<input checked="" type="checkbox"/>	<input checked="" type="checkbox"/>	<input checked="" type="checkbox"/>	<input checked="" type="checkbox"/>	<input checked="" type="checkbox"/>	<input checked="" type="checkbox"/>	<input checked="" type="checkbox"/>	<input checked="" type="checkbox"/>	<input checked="" type="checkbox"/>	<input checked="" type="checkbox"/>	
	1	2	3	4	5	6	7	8	9	10

Circle the answers.
Did more children like:

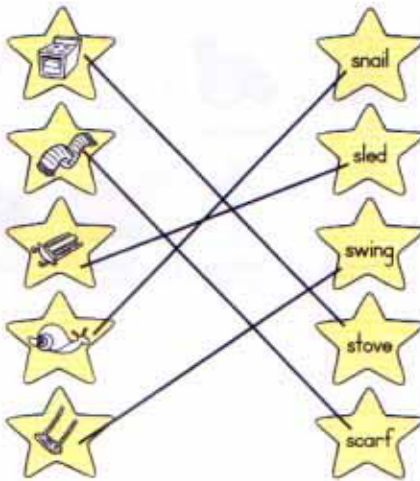


How many more children liked than ? 1

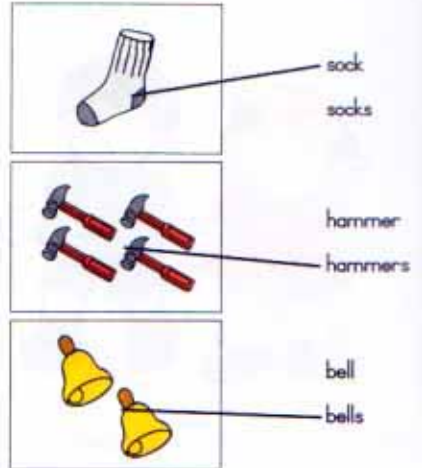
How many more children liked than ? 5

What sport did children want to play the least? Golf

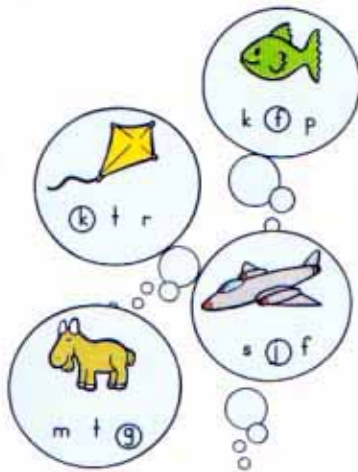
Page 16




Page 19




Page 14



Page 17



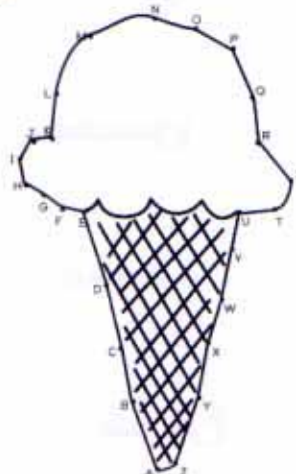
Page 20




Page 15

corn _____
 fence _____
 fish _____
 orange _____
 skunk _____
 snail _____

Page 18



Page 21



ANSWERS

Page 22



What color is the boy's shirt? green

Page 26



Page 29

does the boy have a hammer Does the boy have a hammer?	
would you like to eat lunch Would you like to eat lunch?	
is the girl walking her dog Is the girl walking her dog?	

Page 23

Across

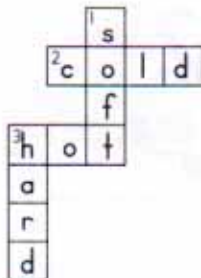
2. Snow feels cold.

Down







1. A pillow feels soft.

3. The sun feels hot.

3. Rocks feel hard.



Page 27

 The pillow is <u>soft</u> .	 The rock is <u>hard</u> .	hard soft
 The jet moves <u>fast</u> .	 The snail moves <u>slow</u> .	slow fast
 Watch out for the <u>hot</u> teapot!	 Ice cubes are <u>cold</u> .	cold hot

Page 25

stop	pull
fast	dry
before	full
empty	slow
push	go
wet	after

Page 28

The girl skates.

The girl catches the ball.

The boy writes a letter.

We kick the ball.

Fisher-Price®

Help children master their world through early learning!

Fisher-Price® First Grade Workbooks offer parents and caretakers of small children a perfect opportunity to help teach basic learning skills at home. Educators agree that early learning at home is vital to a sound educational foundation.

The full-color pages feature fun-to-do activities that are based upon proven learning principles. Easy-to-follow directions for age-appropriate exercises encourage children to learn at their own pace as they go from one exciting page to another.

Skills taught are listed on each page and each book features an Answer Key with solutions clearly indicated.

Fisher-Price and related trademarks, copyrights and character designs are used under license from Fisher-Price, Inc., a subsidiary of Mattel, Inc., East Aurora, NY 14052. U.S.A. ©2007 Mattel, Inc. No part of this book may be reproduced or copied in any form without written permission from the copyright owner. All Rights Reserved. PRINTED IN THE U.S.A. Manufactured for and distributed by Modern Publishing, a division of Unisystems, Inc.



Modern Publishing
A Division of Unisystems, Inc.
New York, New York 10022
Come visit our website at modernpublishing.com

ISBN 0-7666-2820-5

