

Everyone



Speak!

BEGINNER



Role-play



Storytelling



Picture-based
Content

2



Build & Grow

Hybrid CD Included

Contents

Unit	Title	Speaking Task	Vocabulary	Page
1 	What can you see?	Role-play Identifying things	Things in nature	6
2 	What do you do after school?	Role-play Talking about routines	Daily activities	10
3  Review	He goes to the library after school.	Storytelling Describing pictures	Unit 1 & 2 Review	14
4 	How does the rainbow look?	Role-play Talking about senses	Things & Senses	18
5 	Which do you like better, strawberries or grapes?	Role-play Talking about preferences	Things & Preferences	22
6  Review	The rainbow looks beautiful.	Storytelling Describing pictures	Unit 4 & 5 Review	26
7 	What does your father do?	Role-play Talking about jobs	Jobs & Actions	30
8 	What's he like?	Role-play Describing personality	Personality	34
9  Review	She's outgoing.	Storytelling Describing pictures	Unit 7 & 8 Review	38
10 	When is your birthday?	Role-play Talking about the months of the year	Months of the year	42
11 	What did you do yesterday?	Role-play Talking about past activities	Past activities	46
12  Review	Her birthday is in June.	Storytelling Describing pictures	Unit 10 & 11 Review	50

UNIT
1


What can you see?



Role-play : Identifying things

Getting Ready

A Guess and say the boy's answer.



B Listen and say. Then practice with your partner.

- | | | | | |
|------------|----------|---------------|------------|--------------|
| 1. flower | 2. tree | 3. leaf | 4. rock | 5. squirrel |
| 6. duck | 7. frog | 8. butterfly | 9. beetle | 10. bird |

A: What can you see? B: I can see a tree/trees*.

* a leaf/leaves, a butterfly/butterflies

Speaking Practice

A Look and practice with your partner. 😊😊



a b c d e



What can you see?

I can see _____.



1 2 3 4 5



How many *frogs* are there?

There are _____ frogs.



Talk it over

- What can you see in your classroom?
- How many students are there?



Role-play Presentation



Step 1

Listen to the conversation. 03-04

1. Listen and number.



2. Listen again and answer.

1) What does Hansel see? He sees _____ and _____.

2) How many birds are there? There are _____.

Step 2

Plan your role-play with your partner. 😊🧠

1. Match the roles to your favorite characters.

Bad Character

Smart Character






2. Choose one thing.




3. Choose another thing.



Step 3Look and listen to the sample role-play.  65**Characters in the sample**Bad
Character Smart
Character 

Two leaves and
four beetles will
make me strong.



1

I'm making magic
soup. Help me.

Okay.



2

What can
you see?

I can see leaves
and beetles.



3

How many leaves and
beetles are there?


There are five
leaves and six
beetles.



4

Put two leaves
and four beetles
into the pot.

Okay.



5



Oh, no! What's
happening to me?



6

Step 4

Change the words in red and do your role-play with your partner.

Use the finger puppets.  

Complete your role-play script on page 65.

**Think**Try to change the
end of the role-play.

UNIT
2


What do you do after school?



Role-play : Talking about routines

Getting Ready

A Guess and say the boy's answer.



B Listen and say. Then practice with your partner.

1.



play video games

2.



play outside

3.



practice taekwondo

4.



practice the piano

5.



go to the library

6.



go to computer class

A: What do you do after school?

B: I go to the library.

Speaking Practice

A Look and practice with your partner. 😊😊



a b c d



What do you do after school?

I _____.



1 2 3 4



What does he/she do after school?

He/She _____.



Talk it over

- What do you do after school?
- What does your partner do after school?

Role-play Presentation

Step 1

Listen to the conversation.  07:08

1. Listen and number.



2. Listen again and answer.

1) What does Pinocchio do after school?

He _____.

2) Does Chris play outside after school? _____, he _____.

Step 2

Plan your role-play with your partner. 😊🤖

1. Match the roles to your favorite characters.

Parent

Child



2. Choose an activity.



3. Choose another activity.



Step 3

Look and listen to the sample role-play.



Characters in the sample

Parent



Child



Step 4

Change the words in red and do your role-play with your partner. Use the finger puppets.

Complete your role-play script on page 66.



Think


Try to change the end of the role-play.

UNIT
3
Review

He goes to the library after school.




Storytelling : Describing pictures



A What do you see in the picture? Circle the correct answers.

- | | |
|-------------------|--|
| ① trees / flowers | ② squirrels / butterflies |
| ③ frogs / ducks | ④ play outside / play video games |
| ⑤ rocks / leaves | ⑥ go to the library / go to computer class |
| ⑦ birds / beetles | ⑧ practice taekwondo / practice the piano |

B Practice the conversations above with your partner. 😊😊



C Talk about the picture with your partner. Use the questions below. Add one question of your own. 😊🧐

- | | |
|--|-----------------------------|
| 1. Q What do you see in the lake? | A I see _____. |
| 2. Q How many butterflies are there? | A There are _____. |
| 3. Q Who is Gretel talking with? | A She's talking with _____. |
| 4. Q What color is Julia's hair? | A Her hair is _____. |
| 5. Q What does Hansel do after school? | A He _____. |
| 6. Q _____ ? | A _____. |

Step 2

A Complete your story about the pictures.

Title _____

Gretel and Pinocchio are best friends. They do everything together at school. But they do different things after school. Gretel ① _____ after school. On the way there, she can see trees and ② _____. She sees ③ _____ butterflies, too. Pinocchio ④ _____ after school. He wants to win a contest next year.

Idea Box

go to the library, go to computer class /
flowers, squirrels, beetles /
practice the piano, practice taekwondo




B Present your story to the class.



After the presentation, listeners can ask the speaker questions about the story.

UNIT
4

How does the rainbow look?

 Role-play : Talking about senses

Getting Ready




A Guess and say the girl's answer.



How does the rainbow look?

Look & Answer

- Where are they?
- What are they looking at?

B Listen and say. Then practice with your partner.   

- | | | | | |
|--|--|---|---|--|
| 1. 
rainbow | 2. 
soap | 3. 
melon | 4. 
mirror | 5. 
machine |
| 6. 
look beautiful | 7. 
smell good | 8. 
taste sweet | 9. 
feel smooth | 10. 
sound noisy |

A: How does the **mirror** feel? B: It feels smooth.

Speaking Practice

A Look and practice with your partner. 😊👤



a b c d e



How does the **rainbow** look?

It _____.



1 2 3



Does the **melon** taste sweet?

Yes, it does. / No, it doesn't.



Talk it over

- Does your desk feel smooth?
- How does your classroom look?



Role-play Presentation



Step 1 Listen to the conversation. 11-12

1. Listen and number.



2. Listen again and answer.

1) How does the melon smell? It _____.

2) How does the melon taste? It _____.

Step 2 Plan your role-play with your partner. 😊🧑

1. Match the roles to your favorite characters.

Friend 1

Friend 2



2. Choose one thing.




3. Fill in the blanks.

look

feel

sound



Step 3Look and listen to the sample role-play.  13

Characters in the sample

Friend 1



Friend 2

**Step 4**

Change the words in red and do your role-play with your partner. Use the finger puppets. 😊 🧒

Complete your role-play script on page 67.

**Think**


Try to change the end of the role-play.

Which do you like better,
strawberries or grapes?

Role-play : Talking about preferences

Getting Ready

A Guess and say the rabbit's answer.

Which do you like better,
strawberries or grapes?Look &
Answer

- What is happening?
- What is the rabbit touching?

B Listen and say. Then practice with your partner. 14

1.



tulips

2.



roses

3.



grapes

4.



strawberries

5.



popcorn

6.



potato chips

7.



movies

8.



plays

A: Which do you like better, **movies** or **plays**? B: I like **movies** better.

Speaking Practice

A Look and practice with your partner. 😊🐱



a b c d



Which do you like better,
plays or movies?

I like _____ better.



1 😊 2 😞 3 😊 4 😞



Do you like plays better
than movies?

Yes, I do. / No, I don't.



Talk it over

- Which do you like better, popcorn or potato chips?
- Does your partner like strawberries better than grapes?



Role-play Presentation



Step 1

Listen to the conversation. 15:16

1. Listen and number.



2. Listen again and answer.

- 1) Which does Alice like better, tulips or roses? She likes _____ better.
- 2) Does Heather like tulips better than roses? _____, she _____.

Step 2

Plan your role-play with your partner. 😊🧠

1. Match the roles to your favorite characters.

Host(ess)

Guest




2. Choose two things.



3. Choose two other things.







Step 3Look and listen to the sample role-play.  17

Characters in the sample

Host



Guest

**Step 4**Change the words in red and do your role-play with your partner. Use the finger puppets.  

Complete your role-play script on page 68.

Think

Try to change the end of the role-play.

UNIT
6
Review

The rainbow looks beautiful.



Storytelling : Describing pictures



How does the _____
(look/feel)?

It _____.

Do the _____
(smell/taste/sound)
good?

_____, they
_____.

A What do you see in the picture? Circle the correct answers.

- | | |
|------------------------------------|--------------------------------|
| 1 soap / rainbow | 2 tulips / roses |
| 3 movie / play | 4 grapes / melon |
| 5 cherries / strawberries | 6 cake / popcorn |
| 7 potato chips / chocolate cookies | 8 look beautiful / feel smooth |
| 9 sound noisy / smell good | |

B Practice the conversations above with your partner. 😊 😬



Which do you like better,
_____ or _____?

Do you like _____
better than _____?

I _____.

I like _____
better.

C Talk about the picture with your partner. Use the questions below. Add one question of your own. 😊🤖

- | | |
|--|-------------------------------|
| 1. Q What is Alice looking at? | A She's looking at the _____. |
| 2. Q What color is Peter Pan's hat? | A It's _____. |
| 3. Q Where is Daniel? | A He's in the _____. |
| 4. Q What is Jamie pointing at? | A He's pointing at the _____. |
| 5. Q Does Wendy like strawberries better than melon? | A _____, she _____. |
| 6. Q _____? | A _____. |

Storytelling Presentation

Step 1



A Complete the pictures.



- a. Peter Pan b. Alice
c. Captain Hook



- a.  b. 



- a.  b. 



- a.  b. 

B Talk about the pictures with your partner. Use the questions below. 😊👤

Picture 1 Whose garden does Heather visit? She visits _____'s garden.

Picture 2 Which does she like better, roses or tulips? She likes _____ better.

Picture 3 Which does she like better, grapes or strawberries?
She likes _____ better.


Picture 4 Which color are her lips now, purple or red? They're _____.

Step 2**A** Complete your story about the pictures.

Title _____

Heather visits ① _____'s garden. Sniff! Sniff!
She smells the flowers. The ② _____ smell good.
She likes ② _____ better than _____. She
picks them all. Munch! Munch! She eats the fruit in the garden.
The ③ _____ taste good. She likes ③ _____
better than _____. She eats them all. Heather sees
herself in the mirror. Her lips are ④ _____ now!

Idea Box roses, tulips / grapes, strawberries /
purple, red

**B** Present your story to the class. 

After the presentation, listeners can ask the speaker questions about the story.

UNIT 7


What does your father do?




Role-play: Talking about jobs

Getting Ready

A Guess and say the boy's answer.



B Listen and say. Then practice with your partner.



A: What does your mother do?

B: She's a doctor. She helps sick people.

Speaking Practice

A Look and practice with your partner. 😊🧑



a b c d e



What does your grandfather do?

He's/She's a(n) _____.



1 2 3 4 5



What does a pilot do?


A pilot _____.



Talk it over

- What do your parents do?
- What do your partner's parents do?

Role-play Presentation

Step 1 Listen to the conversation.  19-20

1. Listen and number.



2. Listen again and answer.

- 1) What does Selina's father do? He's a _____.
- 2) Who does he help? He helps _____.

Step 2 Plan your role-play with your partner. 😊👤

1. Match the roles to your favorite characters.

Reporter

Student



2. Choose a job.



3. Choose a family member.

father

grandmother


uncle



Step 3

Look and listen to the sample role-play.

Characters in the sample



Step 4

Change the words in red and do your role-play with your partner. Use the finger puppets. 😊 😺

Complete your role-play script on page 69.



Think

Try to change the end of the role-play.


What's he like?



Role-play : Describing personality

Getting Ready

A Guess and say the girl's answer.



B Listen and say. Then practice with your partner. 🎧 22 😊 😬

1.



funny

2.



friendly

3.



shy

4.



outgoing

5.



polite

6.



creative

7.



brave

8.



generous

A: What's she like?

B: She's *outgoing*.

Speaking Practice

A Look and practice with your partner. 😊👤



a b c d e



What's he/she like?

He's/She's _____.



1 shy

2 creative

3 outgoing



Is he/she shy?

Yes, (s)he is. / No, (s)he isn't.



Talk it over

- What's your partner like?
- What's your teacher like?

Role-play Presentation

Step 1

Listen to the conversation.  23-24

1. Listen and number.



2. Listen again and answer.

- 1) What's Snow White like? She's _____.
- 2) Is she shy? _____, she's very _____.

Step 2

Plan your role-play with your partner. 😊🧠

1. Match the roles to your favorite characters.

Friend 1

Friend 2



Snow White



Charlie



Happy



Sleepy

2. Choose a personality.



3. Choose another personality.



Step 3

Look and listen to the sample role-play.

**Characters in the sample**

Friend 1



Friend 2



How many brothers or sisters do you have?

I have six brothers.



What are their names?

They're Happy, Doc, Bashful, Sneezzy ...



Snow White!

What's Doc like?

He's generous.



Oh, I'm sorry. What's Happy like?

He's friendly.



Is Bashful outgoing?

How about you?

I'm outgoing, creative, brave, polite, funny ...



No, he's very shy.

**Step 4**

Change the words in red and do your role-play with your partner. Use the finger puppets. 😊 🧸

Complete your role-play script on page 70.

**Think**

Try to change the end of the role-play.



A [1-4] What do you see in the picture? Circle the correct answers.

- | | |
|--------------------------------|------------------------------|
| ① pilot / architect | ② farmer / actress |
| ③ design buildings / grow food | ④ fly planes / act in movies |

[5-8] What are they like? Circle the correct answers.

- ⑤ friendly / brave ⑥ creative / polite ⑦ shy / outgoing ⑧ funny / generous

B Practice the conversations above with your partner. 😊 😬

Characters



C Talk about the picture with your partner. Use the questions below. Add one question of your own. 😊🐶

- | | |
|--|--|
| 1. <input type="radio"/> Where are they? | <input type="radio"/> They are in the _____. |
| 2. <input type="radio"/> What does Dennis's father do? | <input type="radio"/> He's a _____. |
| 3. <input type="radio"/> What is Charlie like? | <input type="radio"/> He's _____. |
| 4. <input type="radio"/> Who are Happy and Sleepy talking about? | <input type="radio"/> They're talking about _____. |
| 5. <input type="radio"/> What is Selina doing? | <input type="radio"/> She's _____. |
| 6. <input type="radio"/> _____ ? | <input type="radio"/> _____. |

Storytelling Presentation



Step 1

A Complete the pictures.



- a. 7 p.m. b. 8:30 p.m.
c. 9 p.m.



- a.  b. 



- a.  b. 



- a.  b. 

B Talk about the pictures with your partner. Use the questions below. 😊🗣️

Picture 1 What time is it now? It's _____.

Picture 2 What does her father want her to be? He wants her to be a(n) _____.

Picture 3 What does her mother want her to be? She wants her to be a _____.

Picture 4 What does she want to be? She wants to be a(n) _____.

Step 2

A Complete your story about the pictures.

Title _____

It is ① _____. Snow White is doing her homework. She's writing about her dream job. Snow White is _____ (personality). So her father wants her to be a(n) ② _____. She's also _____ (personality). So her mother wants her to be a ③ _____. But Snow White wants to be a(n) ④ _____ when she grows up. She wants to _____.

Idea Box

creative, friendly, generous, brave / architect, teacher, doctor, police officer, actress, pilot / act in movies, fly planes



B Present your story to the class. 😊👧



After the presentation, listeners can ask the speaker questions about the story.

UNIT 10


When is your birthday?



Role-play : Talking about the months of the year

Getting Ready

A Guess and say the boy's answer.



B Listen and say. Then practice with your partner.

January	February	March	April	May	June
July	August	September	October	November	December

A: When is your birthday? B: It's in **October**.

Speaking Practice

A Look and practice with your partner. 😊👤

HAPPY BIRTHDAY



When is your birthday?

It's in _____.



When is yours?

It's in _____.



Talk it over

- When is your birthday?
- When is your partner's?





Role-play Presentation



Step 1

Listen to the conversation.  27-28

1. Listen and number.



2. Listen again and answer.

1) When is Aladdin's birthday? It's in _____.

2) When is Tiffany's? It's in _____.

Step 2

Plan your role-play with your partner. 😊👤

1. Match the roles to your favorite characters.

Genie

Genie's Friend



Genie of the Lamp



Aladdin



Tiffany



Johnny

2. Choose a month.



3. Choose another month.



Step 3

Look and listen to the sample role-play.



Characters in the sample

Genie



Genie's Friend



1 What are you doing?
I'm making a cake. Tomorrow is **Tiffany's** birthday.

2 I see. When is your birthday?
It's in **January**.

3 When is yours?
It's in **June**.

4 Actually, today is my birthday.
Oh, really? I didn't know that.

5 Let's have your birthday party. The cake is ready.
Oh, thank you!

6 Happy birthday! Blow out the candles.
Wait! I need **98** more candles.

Step 4

Change the words in red and do your role-play with your partner. Use the finger puppets. 😊👤

Complete your role-play script on page 71.

**Think**

Try to change the end of the role-play.

UNIT
11


What did you do yesterday?



Role-play : Talking about past activities

Getting Ready

A Guess and say the girl's answer.



B Listen and say. Then practice with your partner.

1.



play a board game

2.



visit my friend

3.



watch a baseball game (on TV)

4.



have a party

5.



do my homework

6.



go to the playground

A: What did you do yesterday?

B: I **played*** a board game.

* have - had / do - did / go - went

Speaking Practice

A Look and practice with your partner. 😊🧐



a b c



What did you do yesterday?

I _____.



1 have a party

2 go to the playground

3 play a board game



Did you have a party?

Yes, I did. / No, I didn't.



Talk it over

- What did you do yesterday?
- What did your partner do yesterday?



Role-play Presentation



Step 1

Listen to the conversation. 31-32

1. Listen and number.



2. Listen again and answer.

1) What did Scott do yesterday? He went to a _____.

2) Did Dorothy watch a baseball game? _____, she _____.

Step 2

Plan your role-play with your partner. 😊😊

1. Match the roles to your favorite characters.

Friend 1

Friend 2



Dorothy



Tim



Scott



Larry

2. Choose an activity.




3. Choose another activity.

play with my dog

practice dancing

read comic books

Step 3Look and listen to the sample role-play. 

Characters in the sample

Friend 1 Friend 2 

1 Good morning, Tim.

Good morning, Dorothy.

2 What did you do yesterday?

I visited my friend.

3 What did you do with your friend?

We watched a baseball game on TV. It was fun!

4 Oh, did you watch the baseball game?

I had fun, too.



No, I didn't.

5 What did you do?

I did my homework.

6 And you had fun?

Yes. My homework was to play with my dog.

Step 4Change the words in red and do your role-play with your partner. Use the finger puppets.  

Complete your role-play script on page 72.

**Think**

Try to change the end of the role-play.

UNIT
12
Review

Her birthday is in June.



Storytelling : Describing pictures



A What do you see in the picture? Circle the correct answers.

- | | |
|---|---------------------------------------|
| ① January / February / March | ② April / May / June |
| ③ July / August / September | ④ October / November / December |
| ⑤ play a board game / play a video game | ⑥ go to the playground / have a party |
| ⑦ visit my friend / watch a baseball game (on TV) | |
| ⑧ practice the piano / do my homework | |

B Practice the conversations above with your partner. 😊😊

Characters



C Talk about the picture with your partner. Use the questions below. Add one question of your own. 😊 🤖

1. ⓐ Who is sitting next to Dorothy?
2. ⓐ What is Scott holding?
3. ⓐ Is Tim playing a video game?
4. ⓐ Is Tiffany inside the house?
5. ⓐ How many flowers are there?
6. ⓐ _____?

- ⓐ _____ is sitting next to her.
- ⓐ He's holding _____.
- ⓐ _____, he _____.
- ⓐ _____, she _____.
- ⓐ There are _____.
- ⓐ _____.

Storytelling Presentation



Step 1

A Complete the pictures.

1

S	M	T	W	T	F	S
	1	2	3	4	5	
6	7	8	9			
13	14	15	16	17	18	19
20	21	22	23	24	25	26

My birthday

a. January b. February
c. March

2

JUNE

S	M	T	W	T	F	S
						1
2	3	4	5	6	7	8
9	10	11	12	13	14	15
16	17	18	19	20	21	22

Tiffany's birthday

a. b. c.

3

SEPTEMBER

S	M	T	W	T	F	S
1	2	3	4	5	6	7
8						
15						
22	23	24	25	26	27	28

Scott's birthday

a. b. c.

4

S	M	T	W	T	F	S
					1	2
3	4	5	6	7	8	9
10	11	12	13	14	15	16
17	18					

Tim's birthday

a. October b. November
c. December

B Talk about the pictures with your partner. Use the questions below. 😊🧐

- Picture 1 When is Dorothy's birthday? It's in _____.
- Picture 2 What did Tiffany do on her birthday? She _____.
- Picture 3 What did Scott do on his birthday? He _____.
- Picture 4 When is Tim's birthday? It's in _____.

Step 2

A Complete your story about the pictures.

Title _____

My birthday is in ① _____. On my birthday, I had a big party. Tiffany's birthday is in June. On her birthday, she ② _____. Scott's birthday is in September. On his birthday, he ③ _____
_____. Tim's birthday is in ④ _____.
On his birthday, he did his homework. Oh, poor Tim! I hope he has a fun birthday next year.

Idea Box

played a board game, had a party,
went to the playground / visited his friend,
watched a baseball game (on TV),
played a video game



B Present your story to the class. 😊👤



After the presentation, listeners can ask the speaker questions about the story.