

Everyone

# Speak!

## BEGINNER



Role-play



Storytelling



Picture-based Content

3

Build & Grow\*

Hybrid CD Included



# Contents

Unit	Title	Speaking Task	Vocabulary	Page
<b>1</b> 	<b>Which season do you like the best?</b>	Role-play Talking about favorite seasons	Seasons & Activities	6
<b>2</b> 	<b>What's wrong?</b>	Role-play Talking about health	Illnesses & Body parts	10
<b>3</b>  <small>Review</small>	<b>She likes summer the best.</b>	Storytelling Describing pictures	Unit 1 & 2 Review	14
<b>4</b> 	<b>Which is faster, the rabbit or the turtle?</b>	Role-play Comparing	Opposites & Comparatives	18
<b>5</b> 	<b>What do you have to do?</b>	Role-play Talking about chores	Chores	22
<b>6</b>  <small>Review</small>	<b>He has to wash the dishes.</b>	Storytelling Describing pictures	Unit 4 & 5 Review	26
<b>7</b> 	<b>How do I get to the zoo?</b>	Role-play Asking for and giving directions	Places & Directions	30
<b>8</b> 	<b>How do you get to school?</b>	Role-play Talking about transportation	Kinds of transportation	34
<b>9</b>  <small>Review</small>	<b>She takes the bus there.</b>	Storytelling Describing pictures	Unit 7 & 8 Review	38
<b>10</b> 	<b>Would you like to go bowling together?</b>	Role-play Making plans on the phone	Fun activities	42
<b>11</b> 	<b>What are you going to do this weekend?</b>	Role-play Talking about weekend activities	Weekend activities	46
<b>12</b>  <small>Review</small>	<b>He's going to go to a concert.</b>	Storytelling Describing pictures	Unit 10 & 11 Review	50



UNIT  
**1**


# Which season do you like the best?



Role-play : Talking about favorite seasons

## Getting Ready

**A** Guess and say the scarecrow's answer.



**Look & Answer**

- What color are the girl's shoes?
- What do you see on the scarecrow's arm?

**B** Listen and say. Then practice with your partner. 02

- |                 |                   |                  |                 |
|-----------------|-------------------|------------------|-----------------|
| 1.<br>spring    | 2.<br>summer      | 3.<br>fall       | 4.<br>winter    |
| 5.<br>go hiking | 6.<br>go swimming | 7.<br>go camping | 8.<br>go skiing |

A: Which season do you like the best?  
 B: I like **fall** the best. I like to **go camping** in fall.



## Speaking Practice

**A** Look and practice with your partner. 😊 🧙‍♀️



a b c d



Which season do you like the best?



I like \_\_\_\_\_ the best.

1 2 3 4



Why do you like it?




I like to \_\_\_\_\_ in \_\_\_\_\_.

**Talk it over**

- Which season do you like the best? Why?
- Which season does your partner like the best? Why?



# Role-play Presentation

**Step 1** Listen to the conversation.  03-04

1. Listen and number.



2. Listen again and answer.

1) Which season does Tim like the best?

He likes \_\_\_\_\_ the best.

2) What does Dorothy like to do?

She likes to \_\_\_\_\_.

**Step 2** Plan your role-play with your partner. 😊🤖

1. Match the roles to your favorite characters.

Friend 1

Friend 2



Dorothy



Scott



Tim



Larry

2. Choose two seasons.










3. Choose two activities.













**Step 3**Look and listen to the sample role-play. 

Characters in the sample

Friend 1



Friend 2

**Step 4**

Change the words in red and do your role-play with your partner. Use the finger puppets. 😊🧒

Complete your role-play script on page 65.

**Think**

Try to change the end of the role-play.



UNIT  
**2**


# What's wrong?



Role-play : Talking about health

## Getting Ready

**A** Guess and say the boy's answer.



**B** Listen and say. Then practice with your partner.

- |                 |           |              |               |                 |
|-----------------|-----------|--------------|---------------|-----------------|
| 1.  cold        | 2.  fever | 3.  headache | 4.  toothache | 5.  stomachache |
| 6.  shoulder(s) | 7.  back  | 8.  elbow(s) | 9.  knee(s)   | 10.  toe(s)     |

A: What's wrong?      B: I have a **toothache**. / My **toe(s)** hurt(s).



# Speaking Practice

**A** Look and practice with your partner. 😊👤



a b c d e



What's wrong?

I have a \_\_\_\_\_.



1 2 3 4 5



What's wrong with him/her?

His/Her \_\_\_\_\_ hurt(s).



**Talk it over**

- Have you ever gone to the hospital?
- Why did you go there?



# Role-play Presentation

## Step 1

Listen to the conversation.  07:08

1. Listen and number.



2. Listen again and answer.



1) What's wrong with David?

His \_\_\_\_\_ hurts, and he has a \_\_\_\_\_.

2) How does Molly help David?

She \_\_\_\_\_ for him.

## Step 2

Plan your role-play with your group.  

1. Match the roles to your favorite characters.

Singer

Wizard 1

Wizard 2



2. Choose two illnesses.



3. Choose a body part.





Step 3

Look and listen to the sample role-play.



Characters in the sample


Singer



Wizard 1



Wizard 2



Step 4

Change the words in red and do your role-play with your group.

Use the finger puppets.



Complete your role-play script on page 66.



Think


Try to change the end of the role-play.



## She likes summer the best.



Storytelling : Describing pictures



Which season \_\_\_\_\_ ?

I like \_\_\_\_\_.

Why \_\_\_\_\_ ?


I like to go \_\_\_\_\_.

**A** What do you see in the picture? Circle the correct answers.

- |                                 |                                 |
|---------------------------------|---------------------------------|
| ① spring / summer               | ② fall / winter                 |
| ③ camping / swimming            | ④ hiking / skiing               |
| ⑤ headache / stomachache        | ⑥ cold / toothache              |
| ⑦ Tim's shoulders / Tim's knees | ⑧ Molly's elbows / Molly's toes |

**B** Practice the conversations above with your partner. 😊🧐





**C** Talk about the picture with your partner. Use the questions below. Add one question of your own. 😊🧐

- |   |                             |
|---|-----------------------------|
| 1. Q Where are they?                        | A They are at the _____.    |
| 2. Q Which season does David like the best? | A He likes _____ the best.  |
| 3. Q What is Larry holding?                 | A He's holding an _____.    |
| 4. Q Who are Albert and Scott looking at?   | A They're looking at _____. |
| 5. Q What parts of Tim's body do you see?   | A I see his face and _____. |
| 6. Q _____?                                 | A _____.                    |






# Storytelling Presentation



## Step 1

**A** Complete the pictures.



**B** Talk about the pictures with your partner. Use the questions below. 😊👂

Picture 1 Which season does Dorothy like the best? She likes \_\_\_\_ the best.

Picture 2 What's wrong with Molly? She has a \_\_\_\_\_.

Picture 3 What's wrong with Tim? His \_\_\_\_\_ hurts.

Picture 4 Who does Dorothy meet? She meets \_\_\_\_\_.



**Step 2****A** Complete your story about the pictures.

Title \_\_\_\_\_

Dorothy likes ① \_\_\_\_\_ the best. She likes to go \_\_\_\_\_ with her friends in ② \_\_\_\_\_. Dorothy wants to go \_\_\_\_\_ with Molly. But Molly has a ③ \_\_\_\_\_. So she can't go. Dorothy asks Tim to go \_\_\_\_\_. But his ④ \_\_\_\_\_ hurts. So he can't go. Dorothy goes \_\_\_\_\_ alone. She meets ⑤ \_\_\_\_\_ there. They become friends. They \_\_\_\_\_ together and have a good time.

**Idea Box**

spring, summer, fall /  
 hiking, swimming, camping /  
 headache, toothache, cold /  
 shoulder, back, elbow / hike, swim, camp

**B** Present your story to the class. 😊👧

After the presentation, listeners can ask the speaker questions about the story.




UNIT  
**4**

# Which is faster, the rabbit or the turtle?

Role-play: Comparing

## Getting Ready

**A** Guess and say the boy's answer.



**B** Listen and say. Then practice with your partner.



big - bigger



tall - taller



fast - faster



hard - harder




heavy - heavier



small - smaller




short - shorter



slow - slower



soft - softer



light - lighter

A: Which is **bigger**, the elephant or the mouse?  
B: The elephant is **bigger** than the mouse.



# Speaking Practice

**A** Look and practice with your partner. 😊👤



a b c



Which is **heavier**, the backpack or the wallet?



The backpack is **heavier** than the wallet.

1 2



Is the rabbit **faster** than the turtle?



Yes, it is. / No, it isn't.

**Talk it over**

- Are you taller than your partner?
- Which is heavier, your backpack or your partner's?



# Role-play Presentation

**Step 1** Listen to the conversation.  11-12

1. Listen and number.



2. Listen again and answer.

1) Which is softer, the teddy bear or the toy robot?

The \_\_\_\_\_ is softer than the \_\_\_\_\_.

2) Is the teddy bear taller than Chris? \_\_\_\_\_, it \_\_\_\_\_.

**Step 2** Plan your role-play with your partner. 😊🤖

1. Match the roles to your favorite characters.

Child

Parent



2. Choose two animals.



3. Choose two word sets.

heavy  
- heavier

short  
- shorter

soft  
- softer

big  
- bigger





**Step 3**

Look and listen to the sample role-play.

**Characters in the sample**

Child



Parent



\*Parent\* should also play the \*Fox\* role at the end.

**1** I like this elephant.  
But it's too expensive.

**2** This giraffe is nice, and it's cheaper.  
But it's heavy.

**3** Which is heavier, the elephant or the giraffe?  
The giraffe!

**4** Is the elephant softer than the giraffe?  
Yes, it is.

**5** Your nose is growing. Tell me the truth.  
My friend Fox has this. I want it, too.

**6** Mom, my friend Pinocchio has this. I want it, too.  
Her tail is growing!

**Step 4**

Change the words in red and do your role-play with your partner.

Use the finger puppets. 😊 🧸

Complete your role-play script on page 67.

**Think**

Try to change the end of the role-play.



# UNIT 5

# What do you have to do?



Role-play: Talking about chores

## Getting Ready

**A** Guess and say the girl's answer.



**Look & Answer**

- What is the girl doing?
- What is the woman holding in her hands?

**B** Listen and say. Then practice with your partner. 14

1.



make my bed

2.



clean my room

3.



vacuum the floor

4.



feed the cat

5.



set the table

6.



wash the dishes

7.



water the flowers

A: What do you have to do?      B: I have to **make my bed**.

\* I - my / you - your



# Speaking Practice

**A** Look and practice with your partner. 😊🧐



a b c d



What do you have to do?



I have to \_\_\_\_\_.

1 2 3



Do you have to \_\_\_\_\_?



Yes, I do. / No, I don't.

**Talk it over**

- What do you have to do at home?
- What does your partner have to do at home?



# Role-play Presentation

## Step 1

Listen to the conversation.  15-16

1. Listen and number.





2. Listen again and answer.

1) What does Paul have to do?

He has to \_\_\_\_\_.

2) Does Paul have to feed the dog? \_\_\_\_\_, he \_\_\_\_\_.

## Step 2

Plan your role-play with your group.  

1. Match the roles to your favorite characters.

Friend 1

Friend 2


Helper




2. Choose a chore.





3. Choose another chore.





**Step 3**Look and listen to the sample role-play.  17

Characters in the sample

Friend 1 Friend 2 Helper 


1 Let's play outside.

I can't. I have to clean my room.

2 Do you have to wash the dishes, too?

Yes, I do.

3 Oh, you need your fairy godmother!


4 Did you call me?

Yes, she has to do many things. Please help her.

5 What do you have to do?

I have to clean my room and ...

6 Oh, I'm sorry! I have to clean my house first. It has 30 rooms.

**Step 4**Change the words in red and do your role-play with your group. Use the finger puppets. 

Complete your role-play script on page 68.

**Think**

Try to change the end of the role-play.



# He has to wash the dishes.

Storytelling : Describing pictures



Which is \_\_\_\_\_, the cat or the mouse?

Is the \_\_\_\_\_ heavier than the \_\_\_\_\_?

The \_\_\_\_\_ is \_\_\_\_\_ than the \_\_\_\_\_.

**A** [1-3] What do you see in the picture? Circle the correct answers.

- 1 feed the cat / make the bed
- 2 vacuum the floor / wash the dishes
- 3 water the flowers / set the table

[4-6] Match the letters to the correct words.

- 4 a heavier
- b lighter
- 5 c faster
- d slower
- 6 e bigger
- f smaller

**B** Practice the conversations above with your partner. 😊🤖





**C** Talk about the picture with your partner. Use the questions below. Add one question of your own. 😊🧐

- |  |                               |
|--|-------------------------------|
| 1. Q Where are they?                                 | A They are in the _____.      |
| 2. Q What is Pam doing?                              | A She's _____.                |
| 3. Q Who is taller, James or Julia?                  | A _____ is taller than _____. |
| 4. Q Does Paul have to wash the dishes?              | A _____, he _____.            |
| 5. Q Is the red flower pot bigger than the blue one? | A _____, it _____.            |
| 6. Q _____?  | A _____.                      |



# Storytelling Presentation



## Step 1

**A** Complete the pictures.



- a. b. c.



- a. b. c.



- a. b.



- a. b. c. d.

**B** Talk about the pictures with your partner. Use the questions below. 😊 🤖

Picture 1 What does Chris have to do first? He has to feed the \_\_\_\_\_.

Picture 2 What does he have to do next? He has to \_\_\_\_\_.

Picture 3 What does he see? He sees a(n) \_\_\_\_\_ and a(n) \_\_\_\_\_.

Picture 4 Which does he want to get? He wants to get the \_\_\_\_\_.



## Step 2

### A Complete your story about the pictures.

Title \_\_\_\_\_

Chris is busy today. First, he has to feed the ① \_\_\_\_\_.  
It is bigger than him. Next, he goes into the kitchen. He has to  
② \_\_\_\_\_. Last, he goes to the toy store with  
Pam. Chris sees a(n) ③ \_\_\_\_\_ and a(n) \_\_\_\_\_.  
He wants to get the ④ \_\_\_\_\_. It is cheaper and  
\_\_\_\_\_. Pam buys it for him. Chris is happy today.

#### Idea Box

dog, cat, rabbit / wash the dishes, set the table,  
water the flowers / toy robot, teddy bear,  
elephant, giraffe / softer, bigger, taller, lighter



### B Present your story to the class.



After the presentation, listeners can ask the speaker questions about the story.



# UNIT 7


# How do I get to the zoo?



Role-play : Asking for and giving directions

## Getting Ready

**A** Guess and say the rabbit's answer.



**B** Listen and say. Then practice with your partner.

- |                 |                    |                |                      |                      |
|-----------------|--------------------|----------------|----------------------|----------------------|
| 1.  zoo         | 2.  amusement park | 3.  bank       | 4.  post office      | 5.  department store |
| 6.  go straight | 7.  turn left      | 8.  turn right | 9.  cross the street |                      |

A: How do I get to the bank?

B: Go straight and turn right at the corner.\*

\* Go straight for two blocks and cross the street.



# Speaking Practice

**A** Look and practice with your partner. 😊 🐼



a b c



Is there a \_\_\_\_\_ around here?



Yes, there is. / No, there isn't.

1 2 3 4 5



How do I get to the **post office**?



Go straight and turn left at the corner.

**Talk it over**

- Is there a bank around your house?
- Is there a post office around your school?





# Role-play Presentation

## Step 1

Listen to the conversation. 19:20

1. Listen and number.



2. Listen again and answer.

1) Where does Daniel want to go?

He wants to go to a(n) \_\_\_\_\_.

2) How can he get there?

He should \_\_\_\_\_ for three blocks and \_\_\_\_\_.

## Step 2

Plan your role-play with your partner. 😊🧐

1. Match the roles to your favorite characters.

Friend 1

Friend 2



Daniel



Jamie



Alice



George

2. Choose three places.



3. Choose a direction.

turn left  
(at the corner)

turn right  
(at the corner)

cross the  
street





**Step 3**

Look and listen to the sample role-play.






Characters in the sample

Friend 1



Friend 2

**Step 4**

Change the words in red and do your role-play with your partner.

Use the finger puppets. 😊 😬

Complete your role-play script on page 69.

**Think**


Try to change the end of the role-play.





## Getting Ready

**A** Guess and say the girl's answer.



**B** Listen and say. Then practice with your partner. 22

1.



walk

2.



ride my bike

3.



take the bus

4.



take the subway

5.



take the train

6.



take the ferry

7.



drive my car

8.



get a ride from my dad/mom

A: How do you get to school?

B: I ride my bike.

\* I - my / you - your / he - his / she - her



# Speaking Practice

**A** Look and practice with your partner. 😊🧑



a b c d



How do you get to school?

I \_\_\_\_\_.



1 2 3 4



How does he/she get to work?

He/She \_\_\_\_\_.



**Talk it over**

- How do you get to school?
- How does your dad/mom get to work?



# Role-play Presentation

## Step 1

Listen to the conversation.  23-24

1. Listen and number.



2. Listen again and answer.

1) How does Yahoo get to work? He \_\_\_\_\_.

2) How does Gina get to school? She \_\_\_\_\_.

## Step 2

Plan your role-play with your partner. 😊👤

1. Match the roles to your favorite characters.

Bigger Person

Smaller Person



Gulliver



Gina



Lily



Yahoo

2. Choose one kind of transportation.










3. Choose another kind of transportation.











**Step 3**Look and listen to the sample role-play.  25

Characters in the sample

Bigger Person Smaller Person **Step 4**

Change the words in red and do your role-play with your partner. Use the finger puppets. 😊 😬

Complete your role-play script on page 70.

**Think**


Try to change the end of the role-play.



UNIT  
**9**  
Review

# She takes the bus there.

Storytelling : Describing pictures




**A** What do you see in the picture? Circle the correct answers.

- |                                    |  |
|------------------------------------|--|
| 1 bank / post office               | 2 department store / amusement park        |
| 3 left turn sign / right turn sign | 4 go straight sign / cross the street sign |
| 5 walk / take the train            | 6 take the subway / take the bus           |
| 7 take the ferry / ride my bike    | 8 drive my car / get a ride from my mom    |

**B** Practice the conversations above with your partner. 😊🤖





**C** Talk about the picture with your partner. Use the questions below. Add one question of your own. 😊 😬

- |   |                                |
|---|--------------------------------|
| 1. Q Where does Yahoo want to go?       | A He wants to go to the _____. |
| 2. Q What is the turtle doing?          | A She's _____.                 |
| 3. Q Where is Jamie?                    | A He's at the _____.           |
| 4. Q Who is the biggest in the picture? | A _____ is the biggest.        |
| 5. Q Who is George pointing at?         | A He's pointing at _____.      |
| 6. Q _____?                             | A _____.                       |



# Storytelling Presentation



## Step 1

**A** Complete the pictures.



**B** Talk about the pictures with your partner. Use the questions below. 😊🧠

- Picture 1 How does Alice get to Star Town? She takes the \_\_\_\_\_.
- Picture 2 Where is Gulliver's house? It's next to the \_\_\_\_\_.
- Picture 3 How can she get there? First, she should \_\_\_\_\_.
- Picture 4 Where is she now? She's in front of the \_\_\_\_\_ now.



**A** Complete your story about the pictures.

Title \_\_\_\_\_

Alice is visiting her friend Gulliver. He lives in Star Town. She takes the ① \_\_\_\_\_ there. When she gets off the ① \_\_\_\_\_, she takes out a map. Gulliver's house is next to the ② \_\_\_\_\_. First, Alice should ③ \_\_\_\_\_. Alice is in front of the ④ \_\_\_\_\_ now. Suddenly it gets dark. Oh! Gulliver and his friend Gina are standing behind her. Alice is glad to see them.

**Idea Box**

train, bus, subway /  
go straight and turn left[right] at the corner,  
go straight for two blocks /  
department store, post office, hospital



**B** Present your story to the class.




After the presentation, listeners can ask the speaker questions about the story.



UNIT  
**10**

# Would you like to go bowling together?

 Role-play : Making plans on the phone

## Getting Ready



**A** Guess and say the girl's answer.



Would you like to go bowling together?

**Look & Answer**

- What is the boy doing?
- What does he want to do?

**B** Listen and say. Then practice with your partner.  

1.



go shopping

2.



go bowling

3.



go to a concert

4.



go to the movies

5.



go to the beach

6.



go on a picnic

7.



go for a bike ride

A: Would you like to go on a picnic together?      B: Yes, I'd love to.\*

\* I'm sorry, I can't. I have to do my homework.



# Speaking Practice

**A** Look and practice with your partner. 😊👤



a b c d



Hello. Is Glen there?



Hi, Amy. What's up?

1 😊 2 😞 3 😊 4 😞 5 😊 6 😞 7 😊



Would you like to \_\_\_\_\_ together?



Yes, I'd love to. / I'm sorry, I can't.  
I have to practice taekwondo.

**Talk it over**

- What would you like to do this weekend?
- Who do you want to do it with?





# Role-play Presentation



## Step 1

Listen to the conversation. 27-28

1. Listen and number.



2. Listen again and answer.

1) What does Mary want to do?

She wants to \_\_\_\_\_ with Grumpy.

2) When will they meet?

They'll meet at \_\_\_\_\_ p.m.

## Step 2

Plan your role-play with your partner. 😊 🤖

1. Match the roles to your favorite characters.

Friend 1

Friend 2



James



Snow White



Grumpy




Mary

2. Choose an activity to do.



3. Choose a time and a place.





**Step 3**Look and listen to the sample role-play.  29

Characters in the sample

Friend 1



Friend 2



1 Hello. Is Snow White there?

Hi, James. What's up?

2 Do you have any plans tomorrow?

No, I don't. Why?

3 Yes, I'd love to. When and where should we meet?

Let's meet at 2 p.m. at ABC Cinema.

Great! See you there.

4 Would you like to go to the movies together?

5 Hi, Snow White. How are you today?

Good, thanks. Wow! There are a lot of people.

6 Why are they all wearing scarves?

I don't know.

Oh! They're my friends.

**Step 4**

Change the words in red and do your role-play with your partner. Use the finger puppets. 😊 🧸

Complete your role-play script on page 71.

**Think**

Try to change the end of the role-play.



UNIT  
**11**

# What are you going to do this weekend?



Role-play : Talking about weekend activities

## Getting Ready

**A** Guess and say the genie's answer.

What are you going to do this weekend?

**Look & Answer**

- What does the lamp look like?
- What is the genie going to do?

**B** Listen and say. Then practice with your partner. 30

1.



read a book

2.



listen to music

3.



exercise

4.



buy clothes

5.



get a haircut

6.



climb a mountain

7.



play with my cousin

A: What are you going to do this weekend?      B: I'm going to **exercise**.



# Speaking Practice

**A** Look and practice with your partner. 😊👤

## Weekend Plans



a b c d e f g



What are you going to do this weekend?

I'm going to \_\_\_\_\_.



1 exercise

2 buy clothes

3 get a haircut



Are you going to **exercise** this weekend?

Yes, I am. / No, I'm not.



**Talk it over**

- What are you going to do this weekend?
- What is your partner going to do this weekend?



# Role-play Presentation

## Step 1 Listen to the conversation. 31-32

1. Listen and number.



2. Listen again and answer.

1) Is Tiffany going to stay home this weekend? \_\_\_\_\_, she \_\_\_\_\_.

2) What is the genie going to do this weekend?  
She's going to \_\_\_\_\_.

## Step 2 Plan your role-play with your partner. 😊🧞

1. Match the roles to your favorite characters.

Person

Genie



Aladdin



Tiffany



Genie of the Lamp



Genie of the Ring

2. Choose a weekend activity.








3. Choose another weekend activity.







Step 3

Look and listen to the sample role-play.



Characters in the sample

Person



Genie



Step 4

Change the words in red and do your role-play with your partner. Use the finger puppets. 😊👤

Complete your role-play script on page 72.



Think

Try to change the end of the role-play.



UNIT  
**12**  
Review

# He's going to go to a concert.



Storytelling : Describing pictures



**A** What do you see in the picture? Circle the correct answers.

- |                                      |                                       |
|--------------------------------------|---------------------------------------|
| ① exercise / play with my cousin     | ② buy clothes / get a haircut         |
| ③ read a book / go bowling           | ④ go to a concert / go to the movies  |
| ⑤ go shopping / listen to music      | ⑥ go on a picnic / go for a bike ride |
| ⑦ climb a mountain / go to the beach |                                       |

**B** Practice the conversations above with your partner. 😊🐼



Characters



Snow White



James



Mary



Grumpy



Aladdin



Tiffany



Genie of the Lamp



Genie of the Ring



**C** Talk about the picture with your partner. Use the questions below. Add one question of your own. 😊🤖

- |  |                              |
|--|------------------------------|
| 1. Q How many cell phones do you see?                        | A I see _____ cell phones.   |
| 2. Q Who is talking with Aladdin?                            | A _____ is talking with him. |
| 3. Q Is Tiffany going to go to a concert?                    | A _____, she _____.          |
| 4. Q What is Grumpy doing?                                   | A He's _____.                |
| 5. Q What is the Genie of the Lamp going to do this weekend? | A He's going to _____.       |
| 6. Q _____?  | A _____.                     |



# Storytelling Presentation



## Step 1

**A** Complete the pictures.



- a. Saturday      b. Sunday



- a.       b.       c. 



- a.       b.       c. 



- a.       b.       c. 

Blue Department Store

Orange Concert Hall

White Cinema

**B** Talk about the pictures with your partner. Use the questions below. 😊🧐

Picture 1 What day is Aladdin planning for? He's planning for this \_\_\_\_\_.

Picture 2 What does he want to do? He wants to \_\_\_\_\_.

Picture 3 What is Snow White going to do? She's going to \_\_\_\_\_.

Picture 4 When and where are they going to meet?

They're going to meet at \_\_\_\_\_ p.m. in front of \_\_\_\_\_.



## Step 2

### A Complete your story about the pictures.

Title \_\_\_\_\_

Aladdin usually stays home on the weekends. But he has a special plan for this ① \_\_\_\_\_. He wants to ② \_\_\_\_\_ with Snow White. He calls her and asks her to come with him. Snow White is going to ③ \_\_\_\_\_ this ④ \_\_\_\_\_. But she can meet him after that. They are going to meet at ⑤ \_\_\_\_\_ p.m. in front of \_\_\_\_\_. Aladdin is excited about this ⑥ \_\_\_\_\_.

#### Idea Box

go shopping, go to a concert, go to the movies / get a haircut, read a book, climb a mountain



### B Present your story to the class. 😊👧



After the presentation, listeners can ask the speaker questions about the story.