

UNIT 1

Which season do you like the best?

Role-play : Talking about favorite seasons

Getting Ready

A Guess and say the scarecrow's answer.



Look & Answer

- What color are the girl's shoes?
- What do you see on the scarecrow's arm?
- They're red.
- I see a bird.

B Listen and say. Then practice with your partner.

- | | | | |
|---------------|-----------------|----------------|---------------|
| 1. spring | 2. summer | 3. fall | 4. winter |
| 5. go hiking | 6. go swimming | 7. go camping | 8. go skiing |

A: Which season do you like the best?
 B: I like **fall** the best. I like to **go camping** in **fall**.

Speaking Practice

A Look and practice with your partner.



- a
- b
- c
- d

- a. spring
- b. summer
- c. fall
- d. winter



Which season do you like the best?



I like _____ the best.

- 1
- 2
- 3
- 4

- 1. I like to go hiking in spring.
- 2. I like to go swimming in summer.
- 3. I like to go camping in fall.
- 4. I like to go skiing in winter.



Why do you like it?

I like to _____ in _____.



Talk it over

- Which season do you like the best? Why?
- Which season does your partner like the best? Why?

[Sample Answers]
 • I like spring the best. I like to go hiking in spring.
 • He[She] likes summer the best. He[She] likes to go swimming in summer.

Role-play Presentation

Step 1 Listen to the conversation. 03-04

1. Listen and number.

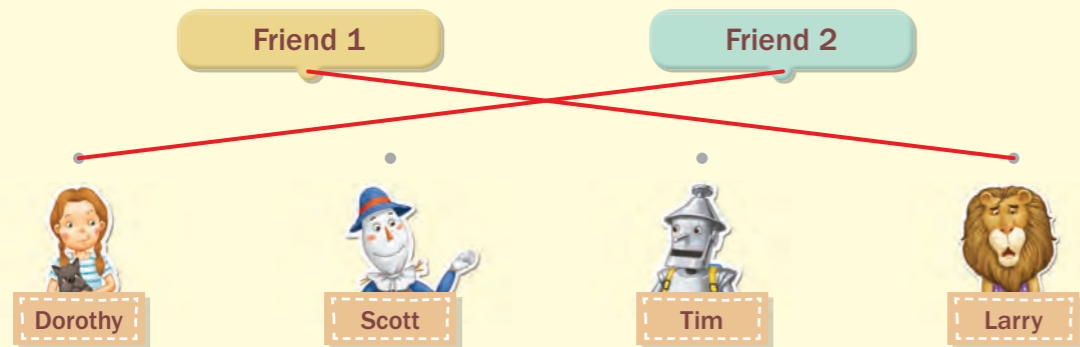


2. Listen again and answer.


- 1) Which season does Tim like the best?
He likes **winter** the best.
- 2) What does Dorothy like to do?
She likes to **go swimming**.

Step 2 Plan your role-play with your partner. 🧑🧒

1. Match the roles to your favorite characters. [Sample Answers]



2. Choose two seasons.



3. Choose two activities.



Step 3

Look and listen to the sample role-play. 05

Characters in the sample

Friend 1



Friend 2



Step 4

Change the words in red and do your role-play with your partner.

Use the finger puppets. 🧑🧒

Complete your role-play script on page 65.



Think

Try to change the end of the role-play.



Getting Ready

A Guess and say the boy's answer.



Look & Answer

- What's wrong with the boy?
- He has a fever.
- Where do you think the girl lives?
- I think she lives under the sea.

B Listen and say. Then practice with your partner.

- | | | | | |
|-----------------|-----------|--------------|---------------|-----------------|
| 1. cold | 2. fever | 3. headache | 4. toothache | 5. stomachache |
| 6. shoulder(s) | 7. back | 8. elbow(s) | 9. knee(s) | 10. toe(s) |

A: What's wrong? B: I have a **toothache**. / My **toe(s)** hurt(s).

Speaking Practice

A Look and practice with your partner.



- a b c d e

- a. fever
- b. stomachache
- c. cold
- d. toothache
- e. headache



What's wrong?

I have a _____.



- 1 2 3 4 5

- 1. him - His shoulder hurts.
- 2. him - His back hurts.
- 3. him - His toes hurt.
- 4. her - Her elbow hurts.
- 5. her - Her knees hurt.

What's wrong with him/her?

His/Her _____ hurt(s).



Talk it over

- Have you ever gone to the hospital?
- Why did you go there?

- [Sample Answers]
- Yes, I have.
 - I had a cold.

Role-play Presentation

Step 1 Listen to the conversation. 07-08

1. Listen and number.



2. Listen again and answer.

1) What's wrong with David?

His **back** hurts, and he has a **toothache**.

2) How does Molly help David?

She **sings** for him.

Step 2 Plan your role-play with your group.

1. Match the roles to your favorite characters.

Singer	Wizard 1	Wizard 2
 Molly	 David	 Simon
		 Albert

2. Choose two illnesses.




			<input type="checkbox"/>	<input type="checkbox"/>
---	---	--	--------------------------	--------------------------

3. Choose a body part.

			<input type="checkbox"/>	<input type="checkbox"/>
---	---	--	--------------------------	--------------------------

Step 3 Look and listen to the sample role-play. 09

Characters in the sample

Singer  Wizard 1 
 Wizard 2 

Albert, you don't look well. What's wrong?

I have a **headache**.

You don't look well, either. What's wrong?

My **knee** hurts.

Hi, guys. What's wrong?

Oh, here comes **Molly**.

Great! We can listen to **her** sing. **She's** a good singer.

We don't feel good. Can you sing for us? It will help us.

Okay!

What's wrong with **her**?

I don't know. **She** sounds bad.

Sorry! I have a **cold** today.

Step 4 Change the words in red and do your role-play with your group. Use the finger puppets.

Complete your role-play script on page 66.

Think Try to change the end of the role-play.



A What do you see in the picture? Circle the correct answers.

- | | |
|--|--|
| 1 spring / summer | 2 fall / winter |
| 3 camping / swimming | 4 hiking / skiing |
| 5 headache / stomachache | 6 cold / toothache |
| 7 Tim's shoulders / Tim's knees | 8 Molly's elbows / Molly's toes |

B Practice the conversations above with your partner. 😊👤

C Talk about the picture with your partner. Use the questions below. Add one question of your own. 😊👤

- | | |
|--|--|
| 1. Q Where are they? | A They are at the beach . |
| 2. Q Which season does David like the best? | A He likes fall the best. |
| 3. Q What is Larry holding? | A He's holding an ice cream cone . |
| 4. Q Who are Albert and Scott looking at? | A They're looking at Molly . |
| 5. Q What parts of Tim's body do you see?
[Sample Question] | A I see his face and shoulders .
[Sample Answer] |
| 6. Q What's wrong with Larry ? | A He has a stomachache . |

Storytelling Presentation

Step 1

A Complete the pictures.

[Sample Answers]

1

a. b. c.

2

a. b. c.

3

a. b. c.

4

a. b. c.

B Talk about the pictures with your partner. Use the questions below. 😊👂

[Sample Answers]

Picture 1 Which season does Dorothy like the best? She likes summer the best.

Picture 2 What's wrong with Molly? She has a headache.

Picture 3 What's wrong with Tim? His back hurts.

Picture 4 Who does Dorothy meet? She meets Albert.

Step 2

A Complete your story about the pictures.

[Sample Answers]

Title Dorothy's summer day

Dorothy likes ① summer the best. She likes to go swimming with her friends in ① summer. Dorothy wants to go swimming with Molly. But Molly has a ② headache. So she can't go. Dorothy asks Tim to go swimming. But his ③ back hurts. So he can't go. Dorothy goes swimming alone. She meets ④ Albert there. They become friends. They swim together and have a good time.

Idea Box

spring, summer, fall /
hiking, swimming, camping /
headache, toothache, cold /
shoulder, back, elbow / hike, swim, camp



B Present your story to the class. 😊👂



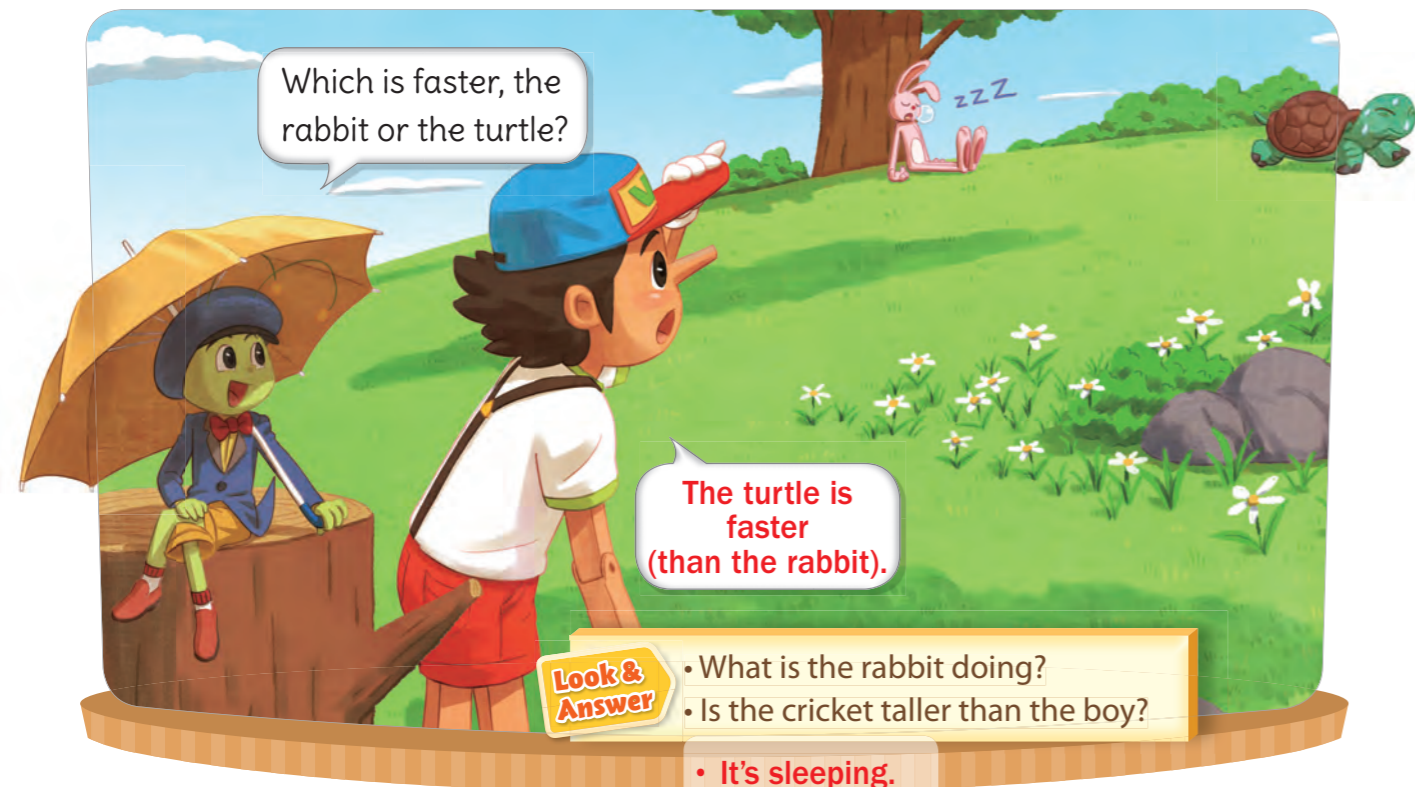
After the presentation, listeners can ask the speaker questions about the story.

Which is faster, the rabbit or the turtle?

Role-play: Comparing

Getting Ready

A Guess and say the boy's answer.



Look & Answer

- What is the rabbit doing?
- Is the cricket taller than the boy?
- It's sleeping.
- No, it[he] isn't.

B Listen and say. Then practice with your partner.

- | | | | | |
|---------------------|---------------------|-------------------|-------------------|----------------------|
| 1. big - bigger | 2. tall - taller | 3. fast - faster | 4. hard - harder | 5. heavy - heavier |
| 6. small - smaller | 7. short - shorter | 8. slow - slower | 9. soft - softer | 10. light - lighter |

A: Which is **bigger**, the **elephant** or the **mouse**?
B: The **elephant** is **bigger** than the **mouse**.

Speaking Practice

A Look and practice with your partner.



[Sample Answers] a b c

b. Which is bigger, the mouse or the elephant?
- The elephant is bigger than the mouse.

c. Which is taller, the giraffe or the dog?
- The giraffe is taller than the dog.

Which is heavier, the backpack or the wallet?

The backpack is heavier than the wallet.

1 2

1. Yes, it is.

2. Is the teddy bear harder than the toy robot?
- No, it isn't.

Is the rabbit faster than the turtle?

Yes, it is. / No, it isn't.

Talk it over

- Are you taller than your partner?
- Which is heavier, your backpack or your partner's?

[Sample Answers]

- Yes, I am.
- My partner's backpack is heavier (than mine).

Role-play Presentation

Step 1 Listen to the conversation.

1. Listen and number.



2. Listen again and answer.

1) Which is softer, the teddy bear or the toy robot?

The **teddy bear** is softer than the **toy robot**.

2) Is the teddy bear taller than Chris? **No**, it **isn't**.

Step 2 Plan your role-play with your partner.

1. Match the roles to your favorite characters.

Child

Parent



2. Choose two animals.




3. Choose two word sets.

heavy
- heavier

short
- shorter

soft
- softer

big
- bigger



Step 3

Look and listen to the sample role-play.



Child



Parent



"Parent" should also play the "Fox" role at the end.



Step 4

Change the words in red and do your role-play with your partner.

Use the finger puppets.

Complete your role-play script on page 67.



Think

Try to change the end of the role-play.

Role-play : Talking about chores

Getting Ready

A Guess and say the girl's answer.



Look & Answer

- What is the girl doing?
- What is the woman holding in her hands?
- She's vacuuming the floor.
- She's holding shoes and a magic wand.

B Listen and say. Then practice with your partner. 14

- | | | |
|------------------|-------------------|-----------------------|
| 1. make my bed | 2. clean my room | 3. vacuum the floor |
| 4. feed the cat | 5. set the table | 6. wash the dishes |
| | | 7. water the flowers |

A: What do you have to do? B: I have to **make my bed**.

* I - my / you - your

Speaking Practice

A Look and practice with your partner.



- a b c d

- a. clean my room
- b. water the flowers
- c. feed the cat
- d. wash the dishes



What do you have to do?

I have to _____.



- 1 2 3

- 1. make your bed - No, I don't.
- 2. vacuum the floor - Yes, I do.
- 3. set the table - No, I don't.



Do you have to _____ ?

Yes, I do. / No, I don't.



Talk it over

- What do you have to do at home?
- What does your partner have to do at home?

[Sample Answers]

- I have to feed the dog.
- He[She] has to clean his[her] room.

Role-play Presentation

Step 1 Listen to the conversation. 15-16

1. Listen and number.



2. Listen again and answer.

1) What does Paul have to do?

He has to **water the flowers**.

2) Does Paul have to feed the dog? **No**, he **doesn't**.

Step 2 Plan your role-play with your group.


1. Match the roles to your favorite characters.

Friend 1	Friend 2	Helper
Cinderella	James	Pam
Paul		

2. Choose a chore.



3. Choose another chore.



Step 3 Look and listen to the sample role-play. 17

Characters in the sample

Friend 1 Friend 2

Helper

Panel 1: Boy: "Let's play outside." Girl: "I can't. I have to clean my room."

Panel 2: Girl: "Do you have to wash the dishes, too?" Boy: "Yes, I do."

Panel 3: Boy: "Oh, you need your fairy godmother!"

Panel 4: Fairy: "Did you call me?" Boy: "Yes, she has to do many things. Please help her."

Panel 5: Fairy: "What do you have to do?" Girl: "I have to clean my room and ..."

Panel 6: Fairy: "Oh, I'm sorry! I have to clean my house first. It has 30 rooms."

Step 4 Change the words in red and do your role-play with your group. Use the finger puppets.

Complete your role-play script on page 68.



Think

Try to change the end of the role-play.

He has to wash the dishes.

Storytelling : Describing pictures



A [1-3] What do you see in the picture? Circle the correct answers.

- 1 feed the cat / make the bed 2 vacuum the floor / wash the dishes
3 water the flowers / set the table

[4-6] Match the letters to the correct words.

- 4 a heavier b lighter 5 c faster d slower 6 e bigger f smaller

B Practice the conversations above with your partner. 😊👤

C Talk about the picture with your partner. Use the questions below. Add one question of your own. 😊👤

- | | |
|--|---|
| 1. <input type="checkbox"/> Where are they? | A They are in the kitchen . |
| 2. <input type="checkbox"/> What is Pam doing? | A She's setting the table . |
| 3. <input type="checkbox"/> Who is taller, James or Julia? | A Julia is taller than James . |
| 4. <input type="checkbox"/> Does Paul have to wash the dishes? | A Yes , he does . |
| 5. <input type="checkbox"/> Is the red flower pot bigger than the blue one?
[Sample Question] | A Yes , it is .
[Sample Answer] |
| 6. <input type="checkbox"/> What is Pinocchio holding _____ ? | A He's holding a toy robot and a teddy bear. |

Storytelling Presentation

Step 1



A Complete the pictures.

[Sample Answers]

1
 a. b. c.

2
 a. b. c.

3
 a. b. c.

4
 a. b. c. d.

B Talk about the pictures with your partner. Use the questions below. 😊👧

[Sample Answers]

Picture 1 What does Chris have to do first? He has to feed the cat.

Picture 2 What does he have to do next? He has to wash the dishes.

Picture 3 What does he see? He sees a(n) elephant and a(n) giraffe.

Picture 4 Which does he want to get? He wants to get the giraffe.

Step 2

A Complete your story about the pictures.

[Sample Answers]

Title Chris is happy today.

Chris is busy today. First, he has to feed the ① cat. It is bigger than him. Next, he goes into the kitchen. He has to ② wash the dishes. Last, he goes to the toy store with Pam. Chris sees a(n) ③ elephant and a(n) giraffe. He wants to get the ④ giraffe. It is cheaper and softer. Pam buys it for him. Chris is happy today.

Idea Box

dog, cat, rabbit / wash the dishes, set the table, water the flowers / toy robot, teddy bear, elephant, giraffe / softer, bigger, taller, lighter



B Present your story to the class. 😊👧



After the presentation, listeners can ask the speaker questions about the story.

Role-play : Asking for and giving directions

Getting Ready

A Guess and say the rabbit's answer.



Look & Answer

- What is the rabbit holding?
- Where does the girl want to go?
- He's holding an umbrella.
- She wants to go to the zoo.

B Listen and say. Then practice with your partner.

- | | | | | |
|-----------------|--------------------|----------------|----------------------|----------------------|
| 1. zoo | 2. amusement park | 3. bank | 4. post office | 5. department store |
| 6. go straight | 7. turn left | 8. turn right | 9. cross the street | |

A: How do I get to the bank? B: Go straight and turn right at the corner.*

* Go straight for two blocks and cross the street.

Speaking Practice

A Look and practice with your partner.



- a b c

- a. bank - Yes, there is.
- b. zoo - Yes, there is.
- c. hospital - No, there isn't.



Is there a _____ around here?

Yes, there is. / No, there isn't.



- 1 2 3 4 5

- 2. How do I get to the bank? - Go straight and turn right at the corner.
- 3. How do I get to the zoo? - Go straight for two blocks and turn left.
- 4. How do I get to the department store? - Go straight for two blocks and turn right.
- 5. How do I get to the amusement park? - Go straight for two blocks and cross the street.



How do I get to the post office?

Go straight and turn left at the corner.



Talk it over

- Is there a bank around your house?
- Is there a post office around your school?

[Sample Answers]
• Yes, there is.
• No, there isn't.

Role-play Presentation

Step 1 Listen to the conversation. 19-20

1. Listen and number.



2. Listen again and answer.

1) Where does Daniel want to go?

He wants to go to a(n) **amusement park**.

2) How can he get there?

He should **go straight** for three blocks and **turn left**.

Step 2 Plan your role-play with your partner. 🧒🧒

1. Match the roles to your favorite characters.

Friend 1

Friend 2



Daniel



Jamie



Alice



George

2. Choose three places.



3. Choose a direction.

turn left
(at the corner)

turn right
(at the corner)

cross the street



Step 3

Look and listen to the sample role-play. 21

Characters in the sample

Friend 1



Friend 2



Step 4

Change the words in red and do your role-play with your partner.

Use the finger puppets. 🧒🧒

Complete your role-play script on page 69.



Think

Try to change the end of the role-play.

How do you get to school?

Role-play : Talking about transportation

Getting Ready

A Guess and say the girl's answer.



Look & Answer

- What is next to the girl?
- What is special about the boy?

- There is a bike next to the girl.
- He's very big.

B Listen and say. Then practice with your partner. 22

- | | | | |
|--------------------|--------------------|------------------|--------------------------------|
| 1. walk | 2. ride my bike | 3. take the bus | 4. take the subway |
| 5. take the train | 6. take the ferry | 7. drive my car | 8. get a ride from my dad/mom |

A: How do you get to school? B: I ride my bike.

★ I - my / you - your / he - his / she - her

Speaking Practice

A Look and practice with your partner.



- a b c d

- a. walk
- b. ride my bike
- c. get a ride from my dad
- d. take the subway



How do you get to school?

I _____.



- 1 2 3 4

- 1. he
- He takes the train.
- 2. she
- She drives her car.
- 3. she
- She takes the ferry.
- 4. he
- He takes the bus.



How does he/she get to work?

He/She _____.



Talk it over

- How do you get to school?
- How does your dad/mom get to work?

[Sample Answers]

- I get a ride from my mom.
- My mom drives her car, and my dad takes the subway.

Role-play Presentation

Step 1 Listen to the conversation. 23-24

1. Listen and number.



2. Listen again and answer.

- 1) How does Yahoo get to work? He **takes the ferry (there)**.
- 2) How does Gina get to school? She **walks (there)**.

Step 2 Plan your role-play with your partner. 😊👧

1. Match the roles to your favorite characters.

Bigger Person

Smaller Person



2. Choose one kind of transportation.



3. Choose another kind of transportation.



Step 3 Look and listen to the sample role-play. 25

Characters in the sample

Bigger Person



Smaller Person



Step 4 Change the words in red and do your role-play with your partner. Use the finger puppets. 😊👧

Complete your role-play script on page 70.



Think

Try to change the end of the role-play.

She takes the bus there.

Storytelling : Describing pictures



A What do you see in the picture? Circle the correct answers.

- | | |
|---|---|
| 1 bank / <u>post office</u> | 2 department store / <u>amusement park</u> |
| 3 <u>left turn sign</u> / right turn sign | 4 <u>go straight sign</u> / cross the street sign |
| 5 <u>walk</u> / take the train | 6 take the subway / <u>take the bus</u> |
| 7 take the ferry / <u>ride my bike</u> | 8 <u>drive my car</u> / get a ride from my mom |

B Practice the conversations above with your partner. 😊👤

C Talk about the picture with your partner. Use the questions below. Add one question of your own. 😊👤

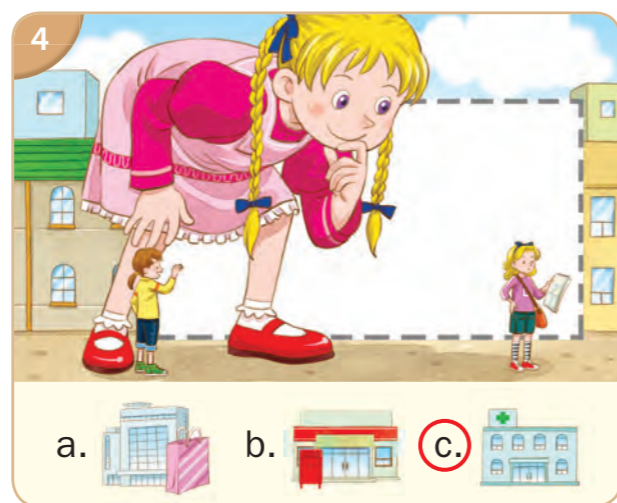

- | | |
|---|--|
| 1. <input type="radio"/> Where does Yahoo want to go? | A He wants to go to the <u>post office</u> . |
| 2. <input type="radio"/> What is the turtle doing? | A She's <u>riding her bike</u> . |
| 3. <input type="radio"/> Where is Jamie? | A He's at the <u>bus stop</u> . |
| 4. <input type="radio"/> Who is the biggest in the picture? | A <u>Gina</u> is the biggest. |
| 5. <input type="radio"/> Who is George pointing at? | A He's pointing at <u>Gina</u> . |
| 6. <input type="radio"/> <u>Where are they</u> ? | A <u>They are on the street</u> . |

Storytelling Presentation

Step 1

A Complete the pictures.

[Sample Answers]



B Talk about the pictures with your partner. Use the questions below. 😊👧

[Sample Answers]

- Picture 1 How does Alice get to Star Town? She takes the **bus**.
- Picture 2 Where is Gulliver's house? It's next to the **bank**.
- Picture 3 How can she get there? First, she should **go straight for two blocks**.
- Picture 4 Where is she now? She's in front of the **hospital** now.

Step 2

A Complete your story about the pictures.

[Sample Answers]

Title **Alice's travels**

Alice is visiting her friend Gulliver. He lives in Star Town. She takes the ① **bus** there. When she gets off the ① **bus**, she takes out a map. Gulliver's house is next to the ② **bank**. First, Alice should ③ **go straight for two blocks**. Alice is in front of the ④ **hospital** now. Suddenly it gets dark. Oh! Gulliver and his friend Gina are standing behind her. Alice is glad to see them.

Idea Box

train, bus, subway /
go straight and turn left[right] at the corner,
go straight for two blocks /
department store, post office, hospital



B Present your story to the class. 😊👧



After the presentation, listeners can ask the speaker questions about the story.

Getting Ready

A Guess and say the girl's answer.



Look & Answer

- What is the boy doing?
- What does he want to do?
- He's talking on the phone with a girl.
- He wants to go bowling with the girl.

B Listen and say. Then practice with your partner. 26

- | | | |
|----------------------|---------------------|------------------------|
| 1. go shopping | 2. go bowling | 3. go to a concert |
| 4. go to the movies | 5. go to the beach | 6. go on a picnic |
| | | 7. go for a bike ride |

A: Would you like to go on a picnic together? B: Yes, I'd love to.★

★ I'm sorry, I can't. I have to do my homework.

Speaking Practice

A Look and practice with your partner.



a b c d

- b. Mia - Emma
- c. Eva - Ryan
- d. Tom - Mark



Hello. Is Glen there?

Hi, Amy. What's up?



[Sample Answers] 1 2 3 4 5 6 7

- go bowling - Yes, I'd love to.
- go to the beach - I'm sorry, I can't. I have to practice taekwondo.
- go for a bike ride - Yes, I'd love to.
- go to a concert - I'm sorry, I can't. I have to do my homework.
- go on a picnic - Yes, I'd love to.
- go shopping - Yes, I'd love to. / I'm sorry, I can't. I have to practice the piano.
- go to the movies - Yes, I'd love to.

Talk it over

- What would you like to do this weekend?
- Who do you want to do it with?

[Sample Answers]

- I'd like to go to the movies.
- I want to go there with my sister[brother].

Role-play Presentation

Step 1 Listen to the conversation. 27-28

1. Listen and number.



2. Listen again and answer.

1) What does Mary want to do?

She wants to **go to a concert** with Grumpy.

2) When will they meet?

They'll meet at **6** p.m.

Step 2 Plan your role-play with your partner. 😊👤


1. Match the roles to your favorite characters.

Friend 1

Friend 2



2. Choose an activity to do.




3. Choose a time and a place.

• 4 p.m.
• Nice Bowling Alley

• 2 p.m.
• ABC Cinema

• 10 a.m.
• Happy Park



Characters in the sample


Friend 1



Friend 2



Step 3

Look and listen to the sample role-play.  29



Step 4

Change the words in red and do your role-play with your partner.

Use the finger puppets. 😊👤

Complete your role-play script on page 71.



Try to change the end of the role-play.

Getting Ready

A Guess and say the genie's answer.

What are you going to do this weekend?

I'm going to read a book.

Look & Answer

- What does the lamp look like?
- It's triangular and yellow.
- What is the genie going to do?
- He's going to read a book.

B Listen and say. Then practice with your partner.

1. read a book	2. listen to music	3. exercise
4. buy clothes	5. get a haircut	6. climb a mountain
		7. play with my cousin

A: What are you going to do this weekend? B: I'm going to **exercise**.

Speaking Practice

A Look and practice with your partner.

Weekend Plans

a b c d e f g

- a. read a book
- b. buy clothes
- c. exercise
- d. climb a mountain
- e. get a haircut
- f. listen to music
- g. play with my cousin

1 exercise 2 buy clothes 3 get a haircut

- 1. exercise - No, I'm not.
- 2. buy clothes - No, I'm not.
- 3. get a haircut - Yes, I am.

What are you going to do this weekend?

I'm going to _____.

Are you going to **exercise** this weekend?

Yes, I am. / No, I'm not.

Talk it over

- What are you going to do this weekend?
- What is your partner going to do this weekend?


[Sample Answers]

- I'm going to get a haircut.
- He[She]'s going to play with his[her] cousin.

Role-play Presentation

Step 1 Listen to the conversation. 31-32

1. Listen and number.



2. Listen again and answer.

- 1) Is Tiffany going to stay home this weekend? **Yes**, she **is**.
- 2) What is the genie going to do this weekend?
She's going to **play with her cousin**.

Step 2 Plan your role-play with your partner. 😊🧙

1. Match the roles to your favorite characters.

Person



Genie



2. Choose a weekend activity.



3. Choose another weekend activity.



Characters in the sample


Person



Genie



Step 3

Look and listen to the sample role-play.  33



Step 4

Change the words in red and do your role-play with your partner.

Use the finger puppets. 😊🧙

Complete your role-play script on page 72.

Think

Try to change the end of the role-play.



A What do you see in the picture? Circle the correct answers.

- | | |
|--|---|
| 1. <u>exercise</u> / play with my cousin | 2. buy clothes / <u>get a haircut</u> |
| 3. <u>read a book</u> / go bowling | 4. <u>go to a concert</u> / go to the movies |
| 5. go shopping / <u>listen to music</u> | 6. go on a picnic / <u>go for a bike ride</u> |
| 7. <u>climb a mountain</u> / go to the beach | |

B Practice the conversations above with your partner. 😊👤

C Talk about the picture with your partner. Use the questions below. Add one question of your own. 😊👤

- | | |
|--|---|
| 1. ⓐ How many cell phones do you see? | ⓐ I see four cell phones. |
| 2. ⓐ Who is talking with Aladdin? | Snow White is talking with him. |
| 3. ⓐ Is Tiffany going to go to a concert? | ⓐ No , she isn't . |
| 4. ⓐ What is Grumpy doing? | ⓐ He's exercising (with the Genie of the Ring). |
| 5. ⓐ What is the Genie of the Lamp going to do this weekend? | ⓐ He's going to go for a bike ride . |
| 6. ⓐ [Sample Question] What is Mary doing _____? | ⓐ [Sample Answer] She's getting a haircut . |

Storytelling Presentation

Step 1



A Complete the pictures.

[Sample Answers]



- a. Saturday b. Sunday



- a. b. c.



- a. b. c.



- a. b. c.

B Talk about the pictures with your partner. Use the questions below. 😊 😄

[Sample Answers]

- Picture 1 What day is Aladdin planning for? He's planning for this **Saturday**.
- Picture 2 What does he want to do? He wants to **go to a concert**.
- Picture 3 What is Snow White going to do? She's going to **get a haircut**.
- Picture 4 When and where are they going to meet?
They're going to meet at **3:30** p.m. in front of **Orange Concert Hall**.

Step 2

A Complete your story about the pictures.


[Sample Answers]

Title **A special plan**

Aladdin usually stays home on the weekends. But he has a special plan for this **1 Saturday**. He wants to **2 go to a concert** with Snow White. He calls her and asks her to come with him. Snow White is going to **3 get a haircut** this **1 Saturday**. But she can meet him after that. They are going to meet at **4 3:30** p.m. in front of **Orange Concert Hall**. Aladdin is excited about this **1 Saturday**.

Idea Box

go shopping, go to a concert, go to the movies / get a haircut, read a book, climb a mountain



B Present your story to the class. 😊 😄



After the presentation, listeners can ask the speaker questions about the story.

Supplementary Material



Review Test 1 • Unit 1~ Unit 3

Picture Description

[1-4] Listen and circle the correct answers.  34

1. What are they doing?



a

b

2. What is the girl doing?



a

b

3. What is the girl looking at?



a

b

4. Where are they?



a

b

Question & Answer

[5-6] Listen to the questions and circle the correct responses.  35

5. a Yes, I do.

b I like fall the best.

6. a She has a fever.

b Her favorite season is winter.

[7-8] Listen to the responses and circle the correct questions.  36

7. a Does he like to go hiking?

b Why do you like spring?

8. a What's wrong?

b What's wrong with him?

Dialogue Comprehension

[9-10] Listen and circle the correct answers.  37

9. What does the boy like to do?

a



b



c



10. What's wrong with the girl?


a



b



c



Story Making

[11] Change the dialogue into a story.



A. Albert and Simon are at the beach.

Albert doesn't look well.

He has a headache.



B. Simon doesn't look well, either.

His knee hurts.



C. Then Molly comes. They are happy

to see her. Molly is a good singer,

so they can listen to her sing. It

will help them feel better.

Idea Box beach / happy / feel

Review Test 2 • Unit 4~ Unit 6


Picture Description

[1-4] Listen and circle the correct answers.  38


1. Does the dog look hungry?




2. What is the girl doing?



3. Is the cricket taller than the teddy bear?



4. Which is faster, the rabbit or the turtle?



Question & Answer

[5-6] Listen to the questions and circle the correct responses.  39

5. a The backpack is heavier.

6. a Yes, I am.

b My backpack is very heavy.

b No, I have to feed the cat.

[7-8] Listen to the responses and circle the correct questions.  40

7. a What do you have?

8. a Is the dog taller than the giraffe?


b What do you have to do?

b Which is taller, the dog or the giraffe?



Dialogue Comprehension

[9-10] Listen and circle the correct answers.  41

9. What will they buy?




10. What's the problem in the dialogue?




Story Making

[11] Change the dialogue into a story.



A. Pinocchio goes to a toy shop with his dad. Pinocchio likes the elephant. But his dad says it's too expensive.



B. His dad shows a giraffe to Pinocchio. It's nice, and it's cheaper. Pinocchio doesn't like it. He says it's heavy.



C. It's a lie, so his nose starts growing. His dad wants him to tell the truth. But Pinocchio lies again, so his nose grows longer.

Idea Box toy shop

Review Test 3 • Unit 7~ Unit 9

Picture Description

[1-4] Listen and circle the correct answers.  42

1. How do they look?



a b

2. What is special about the girl?



a b

3. Where are they?



a b

4. What is next to the girl?



a b

Question & Answer

[5-6] Listen to the questions and circle the correct responses.  43

5. a Yes, there is.

b I want to go there.

6. a I walk.

b I go to school very early.

[7-8] Listen to the responses and circle the correct questions.  44

7. a How does he get to work?

b When does he take the subway?

8. a What is next to the zoo?

b How do I get to the zoo?


Dialogue Comprehension

[9-10] Listen and circle the correct answers.  45

9. Where does the girl want to go?



10. How did the boy get to school today?



Story Making

[11] Change the dialogue into a story.



A. It's early in the morning. Gulliver sees Lily in front of her house. Lily is going to school. She rides her bike to school.



B. Then Lily's dad runs out of the house. He's going to work. He drives his car to work.



C. Lily and her dad are late today. Gulliver helps them. So they're not late. They say thank you to Gulliver.

Idea Box house / bike / drives / helps

Review Test 4 • Unit 10~ Unit 12

Picture Description

[1-4] Listen and circle the correct answers.  46

1. Where are they?



a b

2. What is the girl with yellow hair doing?



a b

3. What is the boy doing?



a b

4. What is on the table?



a b

Question & Answer

[5-6] Listen to the questions and circle the correct responses.  47

5. a Yes, I'd love to.

b Hi, Mary. What's up?

6. a I'm going to read a book.

b I'm going to the beach now.

[7-8] Listen to the responses and circle the correct questions.  48

7. a Are you going to exercise this weekend?

b Do you exercise every day?



8. a Would you like to go shopping together?

b Do you have homework today?

Dialogue Comprehension

[9-10] Listen and circle the correct answers.  49

9. Where will they go together?





10. What is Ryan going to do this weekend?



Story Making

[11] Change the dialogue into a story.



A. Aladdin and the genie are playing a video game. The genie asks Aladdin about his weekend plans. Aladdin says he's going to stay home.

B. Aladdin never goes out. The genie wants him to go out. But Aladdin is not interested.

C. The genie starts crying. He says he needs a vacation. He's going to climb a mountain this weekend.

Idea Box playing / plans / interested / crying