

Everyone



# Speak!

Kids

1



# Hi! My name's Jake.

• Meeting new people

## Warm Up

### A Listen and sing. T02

Hello! Hello! What's your name?  
 Hi! Hi! My name's **Jake**!  
 Nice to meet you, **Jake**!  
 Nice to meet you, too!  
 Bye-bye! Good-bye!  
 It's time to go home.  
 See you later!










[Sample Answers]  
 Hi. / Hello. / Nice to meet you.

**Think & Say**  
 When you meet a new friend, what do you say first?

### B Sing again. Say your name and shake hands with the person next to you. T03

### A Listen and stick. Then, say. T04

-  Good morning.
-  Good afternoon.
-  Good evening.
-  Good night.
-  What's your name?
-  Nice to meet you.
-  See you later.

### Pair B Listen and say. Then, role-play the conversation. T05



► Do the boy and the girl know each other?

[Sample Answer] No, they don't. They are meeting for the first time.



Pair

**A** Look and say.

[Sample Answer]  
Good morning.



[Sample Answer]  
Nice to meet you, too.

[Sample Answer]  
See you later.

**B** Listen and match.  



**a** See you later!

**b** My name's Jenny.

**c** Nice to meet you, too.

Good afternoon.



# Speaking Playground

[Sample Answer]

**Step 1** Make your own English name.



I'm Jamie Oliver.

First name

Last name

Tim Jake  
Mary Amy  
Jamie Emily  
Sarah Chris  
Julie David

Smith Johnson  
Fisher Robbins  
Miller Lee  
Brown Oliver

I'm Amy Brown.

**Step 2** Ask and answer with your friends. Then, write their names.

What's your name?

My name's Mary Smith.

Who has the same name as you?

David Miller

Emily Fisher

Tim Robbins



Unit 2

# He's my father.

• Talking about your family

## Warm Up

### A Listen and chant.

Who's he? He's my **father**.  
 Who's she? She's my **mother**.  
 Who are they? They're my **parents**.

Who's he? He's my **grandpa**.  
 Who's she? She's my **grandma**.  
 Who are they? They're my **grandparents**.

What a big family!  
 What a happy family!











### B Chant again. Stomp your feet when you hear "who" and clap your hands when you hear the family members.

**Think & say**  
 Who do you like the best in your family?

[Sample Answers]  
 I like my mother. /  
 I like my father.

### A Listen and stick. Then, say.

- |   |   |   |  |
|---|---|---|--|
| 1. <br>mother  | 2. <br>father  | 3. <br>brother | 4. <br>sister |
| 5. <br>grandpa | 6. <br>grandma | 7. <br>aunt    | 8. <br>uncle  |

### Pair B Listen and say. Then, role-play the conversation.



► Who is holding baby Boogie in the picture?  
 [Sample Answer] Boogie's aunt is holding baby Boogie.



Pair


**A** Look and say.



**B** Listen and circle.  



mother aunt



father uncle



brother sister

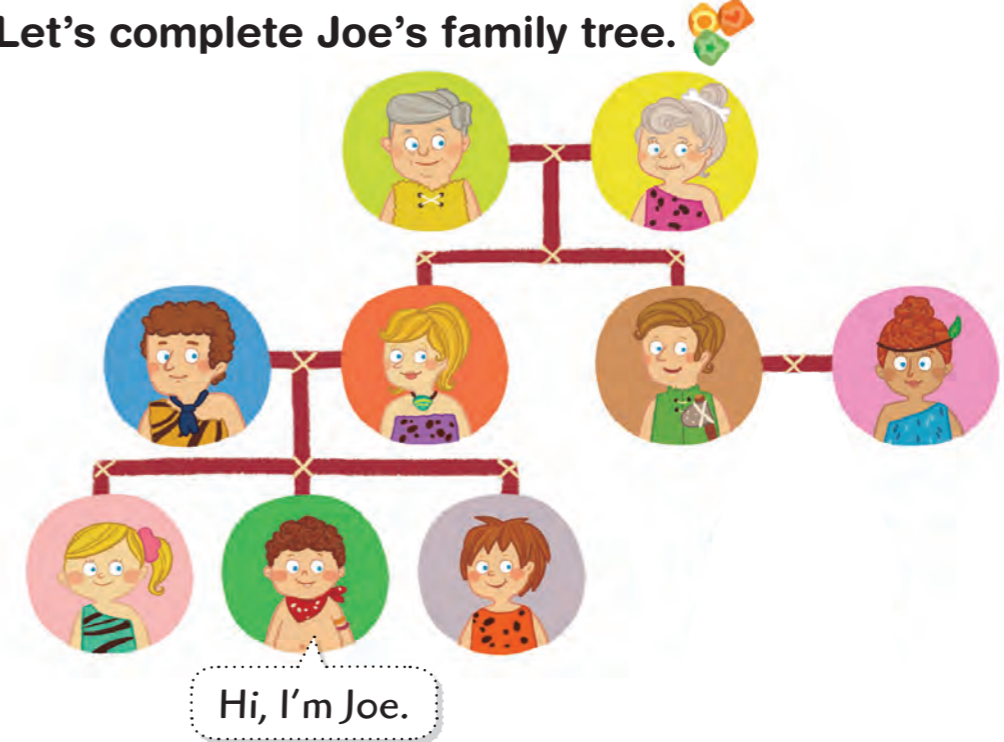


grandpa grandma



Speaking Playground

● Let's complete Joe's family tree. 



**Step 1** Use the game board on page 69. Spin a pencil and play the game with your partner. Ask and answer the questions.




**Step 2** If your answer is correct, put the sticker on the picture. The person who completes Joe's family tree first wins!



# I'm seven years old.

• Talking about ages

## Warm Up

**A** Listen and chant.  T12



How old, how old,  
how old are you?

Seven, seven,  
I'm **seven** years old.

How old, how old,  
how old is he?

Nine, nine,  
he's **nine** years old.

Hooray! Hooray!  
We can get free ice cream!

[Sample Answers]  
I'm **eight** years old.  
I can get free ice cream.  
I'm **eleven** years old.  
I can't get free ice cream.

**Think & Say**  
How old are you?  
Can you get free ice cream?

**B** Chant again. Make your own gestures for the numbers.  T13

**A** Listen and stick. Then, say.  T14

1.  <b>one</b>	2.  <b>two</b>	3.  <b>three</b>	4.  <b>four</b>	5.  <b>five</b>
6.  <b>six</b>	7.  <b>seven</b>	8.  <b>eight</b>	9.  <b>nine</b>	10.  <b>ten</b>

**Pair B** Listen and say. Then, role-play the conversation.  T15

► Can you get a free balloon?  
[Sample Answers] **Yes, I can.** / **No, I can't.**



Pair

**A** Look and say.




How old is *she*?

She's *five* years old.

**B** Listen and write the ages.  

1. I'm 4 years old.



2. I'm 8 years old.



3. He's 7 years old.



4. She's 10 years old.



How old are you?

I'm six years old.



Speaking Playground

**Step 1** This is a pen pal ad in the newspaper. Choose Student A or Student B. Student B is on page 60.

Student A

Name Charlie Brown  
Age 9  
Interested in Dogs and birds



Name Anne Shirley  
Age 5  
Interested in Hats and dresses



Name Mary Poppins  
Age 7  
Interested in Cookies



Name David Beckham  
Age 10  
Interested in Soccer



Name Henry Smith  
Age 6  
Interested in Funny stories



Name Diana Turner  
Age 8  
Interested in Music



**Step 2** Ask and answer with your partner and fill in the blanks.

How old is *Anne Shirley*?

She's ... years old.







**Play the game.**

- Instructions**
- 1 Work in pairs or groups.
  - 2 Take turns flipping a coin and moving. (Heads = 1 space Tails = 2 spaces)

- 3 Make sentences or ask and answer the questions.
- 4 The person or group who finishes first is the winner.

**Try this**

How old is Jenny?  
Guess.

*[Sample Answer]*  
She's nine years old.



# Show and Tell



## Prepare

### A Look and write.

1. Good morning!

Good morning !
2. What's your name?

My name's Mars Green .
3. How old are you?

I'm eight years old.



4. Do you have any brothers or sisters?

- Yes, I have two brothers .
- No, I don't have any brothers or sisters.



### B Listen and check. T17

➔ Cut the next page out and prepare for "Show and Tell."

[Sample Answers]

## Profile

Name : Venus Red

Age : seven

Brothers/Sisters :

one brother /

three sisters



## I'm from Mars!

Good morning , everyone!

My name's Venus Red .

I'm seven years old.

I have one brother and three sisters .

Thank you!



## It's your turn

Step 1

Imagine you're an alien from Mars.

Step 2

Choose one of the three aliens on page 81 and stick it on your profile page. 🍌

Step 3

Complete your profile and write about yourself.

Step 4

Show it to the class and tell about it.

Good  
afternoon,  
everyone...



[Sample Answers]

## Tell me more!



Listen to your friends and ask them the questions.

1. What's your brother's/sister's name?  
**My sisters' names are Jupiter Red, Saturn Red, and Mercury Red.**
2. How old is your brother/sister?  
**He's nine years old. / She's seven years old.**
3. How do you say "Hello" on Mars?  
**Abracadabra / Bibbidi-bobbidi-boo**



# Do you have a bike?

• Talking about your toys

## Warm Up

**A** Listen and sing.  T18

Bike, bike. Do you have a **bike**?

Yes, I do! I have a **bike**.

Robot, robot. Do you have a **robot**?

No, I don't! I don't have a **robot**.

I have a **bike**,  
but I want a **robot** now!





[Sample Answer]  
My favorite toy is a doll.  
It's cute.

### Think & Say

What's your favorite toy? Why do you like it?

**B** Sing again. Make your own gestures for the toys.  T19

**A** Listen and stick. Then, say.  T20

- |  |   |   |  |
|--|---|---|--|
| 1. <br>doll | 2. <br>robot | 3. <br>train   | 4. <br>teddy bear |
| 5. <br>bike | 6. <br>bat   | 7. <br>balloon | 8. <br>jump rope  |

**Pair**  
**B** Listen and say. Then, role-play the conversation.  T21



Maya, do you have a **doll**?  
Yes, I do.

Do you have a **teddy bear**?  
No, I don't. Why?

No reason.

This is for you!

Thank you!

► What do you want to give to your friend?

[Sample Answer] I want to give a jump rope to my friend.



Pair

**A** Look and say.

**B** Listen and check.

1.

2.

3.

4.

Do you have a bike?

No, I don't.

Speaking Playground

[Sample Answers]

**Step 1** Stick five toys you like and complete your toy collection.

Ann's Toy Collection

**Step 2** Find a friend with the same five toys. Then, complete the sentence.

Do you have a ...?

Yes, I do.

James and I have the same toys.



Unit **6**

# What color is your bag?

• Talking about colors

## Warm Up

**A** Listen and chant.  T23

What color is your bag?  
Blue, blue, it's blue.

What color is your coat?  
Pink, pink, it's pink.

What color is your car?  
Brown, brown, it's brown.

A blue bag. It's my bag.

A pink coat. It's my coat.

A brown car. It's my car.



[Sample Answers]  
I can see red/black/white.

**B** Chant again. Point at each color when you say it.  T24

**Think & Say**  
What colors can you see in your classroom?

**A** Listen and stick. Then, say.  T25

1. 	2. 	3. 	4. 	5. 
<span style="border: 1px dashed orange; padding: 2px;">red</span>	<span style="border: 1px dashed orange; padding: 2px;">pink</span>	<span style="border: 1px dashed orange; padding: 2px;">orange</span>	<span style="border: 1px dashed orange; padding: 2px;">yellow</span>	<span style="border: 1px dashed orange; padding: 2px;">green</span>
6. 	7. 	8. 	9. 	10. 
<span style="border: 1px dashed orange; padding: 2px;">blue</span>	<span style="border: 1px dashed orange; padding: 2px;">purple</span>	<span style="border: 1px dashed orange; padding: 2px;">brown</span>	<span style="border: 1px dashed orange; padding: 2px;">black</span>	<span style="border: 1px dashed orange; padding: 2px;">white</span>

**Pair B** Listen and say. Then, role-play the conversation.  T26



► What color is your bag?  
[Sample Answers] It's red/black.



Pair

**A** Look and say.



What color is your kite?

It's green.

**B** Listen and write O or X.  



What color is your pencil?

It's blue.

## Speaking Playground

[Sample Answers]

**Step 1**

Choose what you want and follow the arrows. Circle who you are.



**Step 2**

Find a friend with the same items. Then, complete the sentence.

What color is your hat/car/pencil?

It's ...

Mary and I have the same items.



# It's a big ball.

• Describing things

## Warm Up

**A** Listen and chant.  T28

Is it a **big** ball?

Yes, it is.

It's a **big** ball.

Is it a **big** box?

No, it isn't.

It's a **small** box.

Is it a **long** bat?

Yes, it is.

It's a **long** bat.

Is it a **long** ribbon?


No, it isn't.

It's a **short** ribbon.

[Sample Answer]  
My eraser is small.

### Think & Say


Find something small in your classroom. What is it?

**B** Chant again. Make your body "big," "small," "long," and "short" when you hear the words.  T29

**A** Listen and stick. Then, say.  T30



big



small



new



old



long



short



thick



thin

Pair

**B** Listen and say. Then, role-play the conversation.  T31



► Does Marco have a big balloon?

[Sample Answers] Yes, he does. / Yes, he has a big balloon.



Pair

**A** Look and say.



**B** Listen and number. 




It's a small box! They're new shoes!



## Speaking Playground

**Step 1** Cut out the picture cards on page 71.



**Step 2** Fold each card and show it to your partner. Ask your partner to guess the whole picture.







Look at the picture and practice.

1. Do you have a **doll**?

[Sample Answers]  
No, I don't. / No, I don't have a doll.

2. What color is **the bike**?

[Sample Answer]  
It's green.

3. Is it a **big bag**?

[Sample Answers]  
Yes, it is. / Yes, it's a big bag.

**Try this**

What color are the balloons?  
[Sample Answer]  
They're purple, orange, green, yellow, and red.



# Show and Tell




## Prepare

### A Look and write.



I have a(n) new train.

new / old



It's a long train.

long / short / big / small



It's green and purple.

black / green / yellow / purple



I like my new train!

like / don't like

### B Listen and check. T33

➔ Cut the next page out and prepare for "Show and Tell."



I have a(n) old bike.

It's a small bike.

It's yellow and blue.

I like my old bike!



## It's your turn

Step 1

Finish drawing the bike on page 39.

Step 2

Color it with your two favorite colors.

Step 3

Write about it.

Step 4

Show it to the class and tell about it.

I have ...



[Sample Answers]

## Tell me more!



Listen to your friends and ask them the questions.

1. Why do/don't you like your bike?  
*I like my bike because it's big/new/old.*
2. What other toys do you have?  
*I have a teddy bear.*
3. What's your favorite toy?  
*My favorite toy is my robot.*



# They're lions.

• Talking about animals

## Warm Up

### A Listen and sing. T34

What's this? What's this?  
It's a **pig**. Oink-oink!  
What's this? What's this?  
It's a **cow**. Moo-moo!  
I see a **pig**! I see a **cow**!

What are these? What are these?  
They're **lions**. Rawr-rawr!  
What are these? What are these?  
They're **horses**. Neigh-neigh!  
I see **lions**! I see **horses**!

[Sample Answers]

Yes, I can.

I can do the pig sound, Oink-oink!  
/ James makes the best lion sound in the class.



**Think & Say**


Can you make the animal sounds?  
Who can do it the best?

### B Sing again. Shout out the animal sounds. T35

### A Listen and stick. Then, say. T36

- |   |   |  |   |
|---|---|--|---|
| 1. <br><b>pig</b>    | 2. <br><b>cow</b>  | 3. <br><b>rabbit</b>  | 4. <br><b>horse</b>    |
| 5. <br><b>monkey</b> | 6. <br><b>lion</b> | 7. <br><b>giraffe</b> | 8. <br><b>elephant</b> |

### Pair B Listen and say. Then, role-play the conversation. T37




► What other animals can you see at the zoo?

[Sample Answer] I can see horses at the zoo.



Pair

**A** Look and say.



What's this?

It's a lion.

What are these?

They're pigs.

**B** Listen and stick.




What are these?

They're giraffes.



**Step 1**

Cut out the picture cards on page 73.



**Step 2**

Mix the cards up. Then, ask and answer with your partner.

What's this?

It's a lion.



Who can do it the fastest?  
Make groups and time each group.

What are these?

They're monkeys.





Unit 10

# Jimmy has a big nose.


Talking about body parts

## Warm Up

### A Listen and chant. T39

Trico has a big **head**.  
 Yes, she does.  
 Trico has big **eyes**.  
 Woo! Woo! Woo!

Jimmy has a big **nose**.  
 Yes, he does.  
 Jimmy has big **ears**.  
 Yeah! Yeah! Yeah!

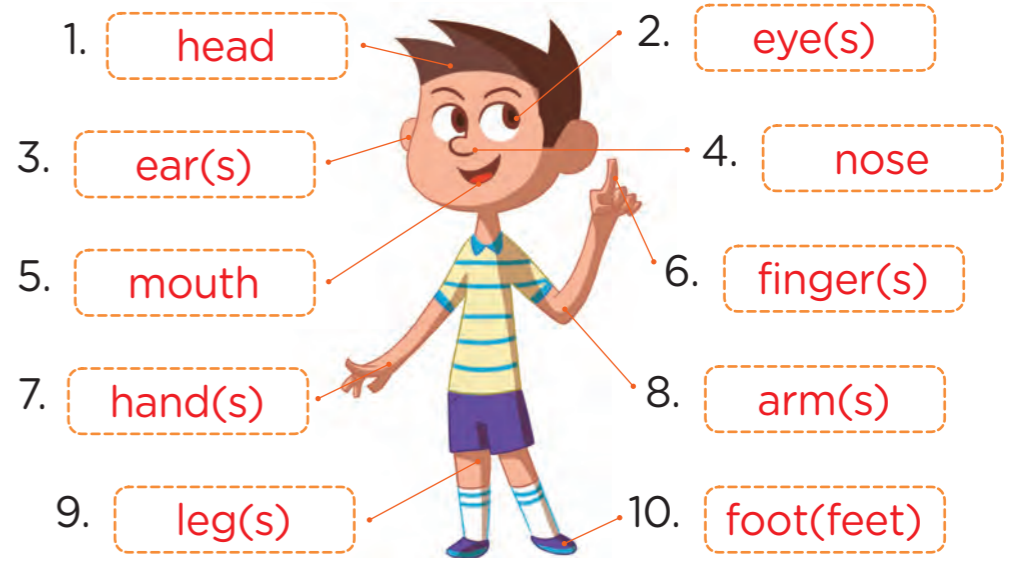


### B Chant again. Point at your body parts when you hear them. T40



**Think & Say**  
 Who is Trico and who is Jimmy? Who has big hands?

[Sample Answer]  
 Jimmy has big hands.

### A Listen and stick. Then, say. T41



### Pair B Listen and say. Then, role-play the conversation. T42



► Does Ben have a big mouth?  
 [Sample Answer] **No, he doesn't.**



Pair

**A** Look and say.



The bear has short legs.

The bear has big feet.

**B** Listen and number.  T43 



Clown number one has big eyes.

He also has a small mouth.



# Speaking Playground

**Step 1**

Make groups of three people.  
Fold the activity sheet on page 75 into three parts.



**Step 2**

Each member of the group draws one part of the monster.



**Step 3**

Unfold the paper. Give your monster a name.  
Then, tell the class about it.

This is Jack. He has three small eyes. He has long arms and big hands. He has one short leg.



Which monster do you like the best?



# Do you like carrots?

• Talking about vegetables

## Warm Up

### A Listen and chant. T44

Carrots, carrots.  
Do you like carrots?  
Do you like carrots?  
Yummy! Yummy! Yes, I do.

Mushrooms, mushrooms.  
Do you like mushrooms?  
Do you like mushrooms?  
Yummy! Yummy! Yes, I do.

I like carrots!  
I like mushrooms!











[Sample Answers]  
I like tomatoes/ spinach/  
cucumbers.

### Think & say


What vegetables do you like?

### B Chant again. Act like the vegetables in the picture. T45

### A Listen and stick. Then, say. T46

- |   |  |   |   |
|---|--|---|---|
| 1. <br>carrots   | 2. <br>potatoes | 3. <br>spinach | 4. <br>tomatoes  |
| 5. <br>cucumbers | 6. <br>onions   | 7. <br>peas    | 8. <br>mushrooms |

### Pair B Listen and say. Then, role-play the conversation. T47




► What vegetables don't you like?  
[Sample Answers] I don't like onions/peas.



Pair

**A** Look and say.





Do you like **potatoes**?

Yes, I do.

Do you like **carrots**?

No, I don't.

**B** Listen and draw the faces.



Do you like **cucumbers**?

Yes, I do. They're yummy.

# Speaking Playground

[Sample Answers]

**Step 1**

Work in groups of four. Cut out the picture cards on page 77 and pick one card each. Don't show it to each other.



**Step 2**

Write the vegetables you have and your group members' names. Write O if they like the vegetables and X if they don't.

names	carrot	mushrooms	potatoes	onions
Jane				
Chris	O	X	O	X
Helen	X	X	X	O
Tom	O	X	O	O

Do you like **carrots**?

Yes, I do.

**Step 3**

Who is each animal in your group? Write your name and your group members' names.



Jane



Chris



Helen



Tom





Look at the picture and practice.

1. What are these?

[Sample Answers]  
They're rabbits/pigs  
/horses/cows.

...

2. Do you like spinach?

[Sample Answers]  
Yes, I do. / No, I don't.

...

3. She has long ...

[Sample Answers]  
She has long arms/legs.

[Sample Answers]  
Yes, and she has big ears/hands.  
Yes, and she has big ...

**Try this**

How many animals are on the farm?  
[Sample Answer]  
There are nine animals.



# Show and Tell



## Prepare

### A Look and write.



I'm a funny elephant.  
I have a short nose.  
head / nose / mouth



I also have short legs.  
arms / legs / hands



I like spinach.  
cucumbers / mushrooms / spinach




I don't like onions.  
onions / peas / carrots

### B Listen and check. T49

➔ Cut the next page out and prepare for "Show and Tell."

[Sample Answers]



## Funny me!

I'm a funny rabbit.

I have short ears.

I also have big feet.

I like tomatoes,

but I don't like carrots.



## It's your turn

- Step 1** Imagine you are a funny animal.
- Step 2** Draw your funny face and body.
- Step 3** Circle the vegetable you like and cross out the vegetable you don't like.
- Step 4** Write about yourself.
- Step 5** Show it to the class and tell about it.

I'm a  
funny ...




[Sample Answers]

## Tell me more!

 Listen to your friends and ask them the questions.

1. How old are you?  
**I'm seven years old.**
2. What color are you?  
**I'm orange.**
3. Why don't you like the vegetable?  
**I don't like carrots because they aren't tasty.**





# Speaking Playground

**Step 1** This is a pen pal ad in the newspaper. Choose Student A or Student B. Student A is on page 17.

Student B

Name Charlie Brown

Age 9

Interested in  
Dogs and birds



Name Anne Shirley

Age 5

Interested in  
Hats and dresses



Name Mary Poppins

Age 7

Interested in  
Cookies



Name David Beckham

Age 10

Interested in  
Soccer



Name Henry Smith

Age 6

Interested in  
Funny stories



Name Diana Turner

Age 8

Interested in  
Music



**Step 2** Ask and answer with your partner and fill in the blanks.

How old is **Charlie Brown**?

He's ... years old.




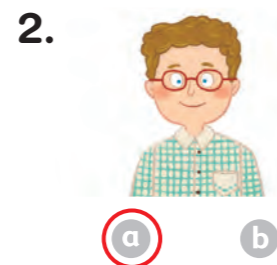

# Supplementary Material





# Review Test 1 • Unit 1~ Unit 4

[1-4] Listen and circle the correct answers.  T50



[5-7] Listen and circle the correct responses.  T51

5.  a Nice to meet you, too.      6.  a She's nine years old.  
 b Good morning.                       b She's my sister.

7.  a I'm ten years old.  
 b He's eight years old.








[8-9] Listen and circle the correct questions.  T52

8.  a What's his name?                      9.  a How old are you?  
 b What's your name?                       b Who are you?

[10-12] Listen and circle the correct pictures.  T53



13. Listen and complete the dialog.  T54

-  : Hi! My name is John.  
 : Hi! My name is Lily.  
 : Nice to meet you, Lily.  
 : Nice to meet you, too. She's my sister.  
 : Really? How old is she?  
 : She's eight years old.  
 : Let's all play together.



# Review Test 2 • Unit 5~ Unit 8

[1-4] Listen and circle the correct answers.  T55

1.



a  b

2.



a  b

3.



a  b

4.



a  b

[5-7] Listen and circle the correct responses.  T56

5.  a Yes, I do.

b Yes, it is.

6.  a It's big.

b It's blue.

7.  a No, it isn't.

b No, they aren't.

[8-9] Listen and circle the correct questions.  T57

8.  a Is it a small bike?

b Is it a big bike?

9.  a Is it a small bag?

b What color is your bag?

[10-12] Listen and circle the correct pictures.  T58

10.  a



b



c



11.  a



b



c



12.  a



b



c




13. Listen and complete the dialog.  T59

 : Sarah, do you have a           bike          ?

 : Yes, I do. That's my bike over there.

 : What           color           is your bike?

 : It's blue.

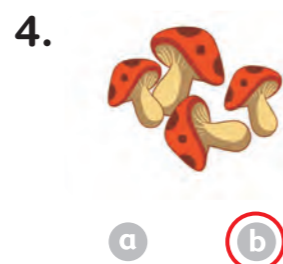
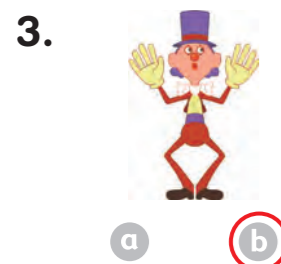
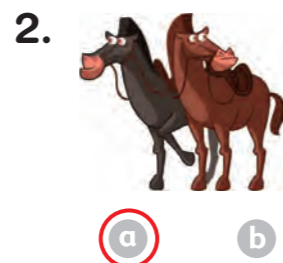

 : My bike is           green          .

 : Wow! You have a           big           bike!



# Review Test 3 • Unit 9~ Unit 12

[1-4] Listen and circle the correct answers. 



[5-7] Listen and circle the correct responses. 

5.  a They're rabbits.  
 b It's a rabbit.

6.  a Yes, it is.  
 b Yes, I do.

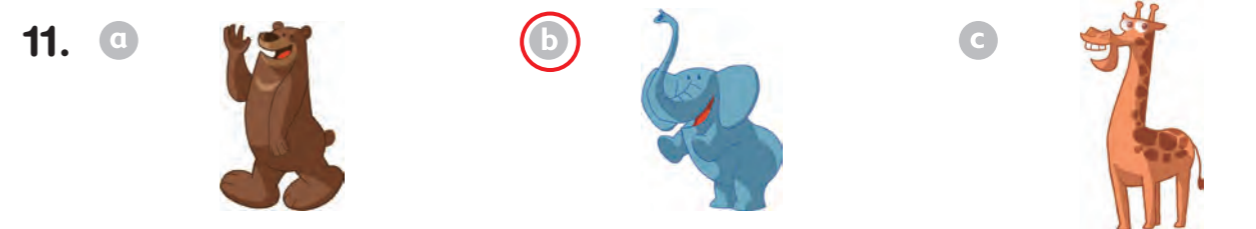

7.  a No, she doesn't.  
 b No, they don't.

[8-9] Listen and circle the correct questions. 

8.  a What's this?  
 b What are these?


9.  a Do you like potatoes?  
 b Do you like tomatoes?

[10-12] Listen and circle the correct pictures. 



13. Listen and complete the dialog. 

: Hi, Horse. You have long legs.

: Hi, Monkey. You have long fingers.

: Do you like carrots?

: Yes, I do. I also like spinach.

: Me, too. Let's eat lunch together.

: Okay!