

Everyone



Speak!

Kids

2

Unit Components

Warm Up

Students naturally start learning key words and expressions through cheerful songs and chants. Students enhance their memory by relating key words and expressions to lively actions.

Start Up

Key words and expressions are presented in context. Students listen to key words and place word stickers under corresponding pictures. Also, they can role-play the conversation used in the cartoon.

Unit 3 Does he have glue?

Warm Up

A Listen and chant.

Glue, glue, does he have glue?
Uh-huh. Uh-huh. Yes, he does.
Ruler, ruler, does he have a ruler?
Uh-uh. Uh-uh. No, he doesn't.

Scissors, scissors, does she have scissors?
Uh-huh. Uh-huh. Yes, she does.
Crayons, crayons, does she have crayons?
Uh-uh. Uh-uh. No, she doesn't.

B Chant again. Nod when you hear "Uh-huh" and shake your head when you hear "Uh-uh."

Start Up

A Listen and stick. Then, say.

1. Glue
2. Ruler
3. Scissors
4. Crayons
5. Backpack
6. Notebook
7. Pencil
8. Eraser

B Listen and say. Then, role-play the conversation.

Do you have crayons? No, I don't. Alex has crayons.
Great! Does he have a ruler? Yes, he does.
Excellent! Does he have scissors, too? I think so.
Do you have anything at all? I have nothing.
What does Maya have on her desk?

Speak Up

This section consists of a speaking and listening activity. Students build speaking fluency by substituting words in key expressions. Students then listen to short conversations to check their understanding of the key words and expressions.

Speak Up

A Look and say.

Does she have a notebook? Does she have crayons?
Yes, she does. No, she doesn't.

B Listen and draw lines.

1. Julie
2. Olivia
3. Brian
4. Jack

Does Julie have glue? Yes, she does.

Speaking Playground

Step 1 Choose student A or student B. Student B is on page 60.

Step 2 Ask and answer the questions with your partner. Then, stick what Emily has on her backpack.

Does Emily have an eraser? Yes, she does.

Step 3 Write four items that Daniel and Emily both have.

Speaking Playground

Students use key expressions to complete fun and interesting tasks. These tasks allow students to gain speaking confidence by interacting with their peers. The ability to personalize their answers also gives students a greater familiarity with the language they have learned.



Hybrid CD (MultiRom)

The CD-Rom contains exciting games filled with key words and expressions, and entertaining cartoons to accompany the songs and chants from *Everyone, Speak! Kids*. It also includes listening activity audio files.



Review

Engaging pictures and exciting games help students recall and further practice key words and expressions from previous units.



What is Show and Tell?

Show and tell teaches public speaking skills by letting students show an audience something and telling them about it.



Show and Tell

This section consists of three parts: "Prepare," "It's your turn," and "Tell me more."

Prepare Students complete sentences to help them get ready to create their own show and tell presentation.

It's your turn Students put stickers or draw pictures, and then fill in the blanks on the specially designed, removable Show and Tell page. Students can use their creativity to personalize their show and tell presentation.

Tell me more Students listen to their classmates' presentations, and participate by asking follow-up questions.

Contents



Unit 1	How are you?	6
	How are you? I'm happy.	happy / hungry / thirsty / excited / bored / sad / angry / tired
Unit 2	How's the weather?	10
	How's the weather? It's sunny.	sunny / cloudy / raining / snowing / windy / hot / cold / warm
Unit 3	Does he have glue?	14
	Does he have glue? Yes, he does.	glue / ruler / eraser / scissors / crayons / notebook / stapler / pencil case
Unit 4	Review - Show and Tell	18
	Ginger goes to school	

Unit 5	Can you play the piano?	24
	Can you play the piano? Yes, I can. I can play the piano.	piano / guitar / violin / xylophone / flute / drums / trumpet / tambourine
Unit 6	What sport do you like?	28
	What sport do you like? I like tennis. Tennis is fun.	baseball / basketball / soccer / tennis / badminton / swimming / skating / skiing
Unit 7	I like to take photos.	32
	What do you like to do? I like to take photos.	play the piano / play baseball / take photos / read books / watch movies / draw pictures / sing songs / ride my bike
Unit 8	Review - Show and Tell	36
	My new pen pal	





Unit 9	He's in the kitchen.	42
	Where is he? He's in the kitchen.	bedroom / living room / bathroom / kitchen / dining room / attic / yard / balcony
Unit 10	He's very tall.	46
	What does he look like? He's very tall.	tall / short / young / old / handsome / pretty
Unit 11	She's wearing a dress.	50
	What's she wearing? She's wearing a dress.	T-shirt / pants / skirt / dress / jacket / shorts / socks / hat
Unit 12	Review - Show and Tell Lisa's house	54

Supplementary Material

Review Test 1, 2, 3	64 ~ 69
----------------------------	---------

Cutouts 71 ~ 74

Stickers 77 ~ 82



Unit **1**

How are you?

• Talking about feelings

Warm Up

A Listen and sing. 

Hello, Bunny! How are you?
Happy! Happy! I am **happy!**
 Hello, Kitty! How are you?
Sad! Sad! I am **sad!**

Hello, Puppy! How are you?
Hungry! Hungry! I am **hungry!**
 Hello, Pony! How are you?
Bored! Bored! I am **bored!**




B Sing again. Make your own gestures for the feelings. 
 [Sample Answer] I'm happy. I'm Bunny.

Think & Say
 How are you? What animal are you in the picture?

A Listen and stick. Then, say. 

- | | | | |
|--|---|--|--|
| 1. 
happy | 2. 
hungry | 3. 
thirsty | 4. 
excited |
| 5. 
bored | 6. 
sad | 7. 
angry | 8. 
tired |

Pair B Listen and say. Then, role-play the conversation. 



► Why is the baby crying?
 [Sample Answers] **The baby is bored/hungry/angry.**

Pair

A Look and say.



B Listen and check.  T06

1.  

2.  

3.  

4.  



Speaking Playground

Step 1 Follow the lines. Then, stick the feelings.



	<input type="text"/>		<input type="text"/>		<input type="text"/>
	<input type="text"/>		<input type="text"/>		<input type="text"/>

Step 2 Ask and answer with your friends. Make each animal's sound when you answer.

Hello, **Cat**! How are you?

Meow, I'm angry.

[Sample Questions]
 Hello, Pig! How are you?
 Hello, Cow! How are you?
 Hello, Lion! How are you?
 Hello, Horse! How are you?

[Sample Answers]
 Oink, I'm excited.
 Moo, I'm tired.
 Rawr, I'm sad.
 Neigh, I'm hungry.

Unit 2

How's the weather?

• Talking about weather

Warm Up

A Listen and chant. T07



How's the weather?
Is it **sunny**? Is it **cloudy**?
It's **sunny**. It's **sunny**.
It's **sunny** today.



How's the weather?
Is it **raining**? Is it **snowing**?
It's **raining**. It's **raining**.
It's **raining** today.



How's the weather?
Is it **cold**? Is it **hot**?
It's **cold**. It's **cold**.
It's **cold** today.



[Sample Answers]
It's **sunny/cloudy** today.
I like **rainy/windy** days.

Think & Say
How's the weather today? What weather do you like the best?

B Chant again. Make your own gestures for the weather. T08

A Listen and stick. Then, say. T09

- 1.  sunny
- 2.  cloudy
- 3.  raining
- 4.  snowing
- 5.  windy
- 6.  hot
- 7.  cold
- 8.  warm

Pair B Listen and say. Then, role-play the conversation. T10



► Why are Marco's clothes all wet?

[Sample Answer] **Marco's clothes are wet because it's raining now.**

Pair

A Look and say.



B Listen and number.  



How's the weather?

It's hot and sunny.



Speaking Playground

Step 1

This is your planet. Each house has different weather. Stick and make your planet's weather map. 



Step 2

Ask and stick. Make your partner's weather map. 



How's the weather at Tom's house?

It's ...!

[Sample Answers]
It's snowing/cloudy.

Does he have glue?

• Talking about classroom items


Warm Up

A Listen and chant. 

Glue, glue,
does he have **glue**?
Uh-huh. Uh-huh. Yes, he does.
Ruler, ruler,
does he have **a ruler**?
Uh-uh. Uh-uh. No, he doesn't.



Scissors, scissors,
does she have **scissors**?
Uh-huh. Uh-huh. Yes, she does.
Crayons, crayons,
does she have **crayons**?
Uh-uh. Uh-uh. No, she doesn't.

B Chant again. Nod when you hear “Uh-huh” and shake your head when you hear “Uh-uh.” 

Think & say

What do you have on your desk?

[Sample Answers]

I have an eraser.
I have scissors/crayons.

A Listen and stick. Then, say. 

- | | | | |
|--|---|--|--|
| 1.  glue | 2.  ruler | 3.  eraser | 4.  scissors |
| 5.  crayons | 6.  notebook | 7.  stapler | 8.  pencil case |

Pair

B Listen and say. Then, role-play the conversation. 



► What does Maya have on her desk?

[Sample Answer] She has an eraser, a notebook, glue, and colored pencils.

Pair

A Look and say.

Does she have a **notebook**?

Does she have **crayons**?

Yes, she does.

No, she doesn't.

B Listen and draw lines.



has = → doesn't have ⇐⇐⇐

1. Julie

2. Olivia

3. Brian

4. Jack

Does Julie have glue?

Yes, she does.



Speaking Playground

Step 1 Choose student A or student B. Student B is on page 60.

Student A

Daniel

Emily

Step 2 Ask and answer the questions with your partner. Then, stick what Emily has on her backpack.

Does **Emily** have an **eraser**?

Yes, she does.

Step 3 Write four items that Daniel and Emily both have.

scissors

a notebook

a stapler

an eraser



Look at the picture and practice.

1. How are you?

[Sample Answers]
I'm excited/ hungry/
thirsty/ tired/ angry.

2. ...

[Sample Question]
How's the weather?

It's cold and snowing.

3. Does Jake have a notebook?

[Sample Answers]
Yes, he does. / Yes, he has a
notebook.

Try this

How does the cat feel in each picture?

[Sample Answers]
The cat is happy/bored/
angry/tired. Unit 4 • 19

Show and Tell



Prepare

A Look and write.



It's cold
and snowing today.

warm, raining / hot, sunny
/ cold, snowing



Bingo is tired.

hungry / sad / angry / tired



He has a ruler,
a stapler, and scissors.

glue / an eraser / a ruler /
a stapler / scissors



But he doesn't have
a pencil case.

a notebook / crayons
/ a pencil case

B Listen and check. T17

➔ Cut the next page out and prepare for "Show and Tell."

[Sample Answers]

Ginger goes to school



It's warm and raining today.
Ginger is hungry.



Who can help Ginger?

[Sample Answers]

Ginger has a ruler , scissors ,
 glue , and crayons .



2

But Ginger doesn't have a notebook .



3

It's your turn

Step 1

Draw Ginger's face and the weather on page 1. Then, fill in the blanks.

Step 2

Stick four classroom items on Ginger's backpack on page 2. Then, fill in the blanks. 🎒

Step 3

Stick one classroom item on page 3. Then, complete the story. 🎒

Step 4

Show it to the class and tell about it. Then, find someone who has the item Ginger doesn't have.

It's warm and raining today...




[Sample Answers]

Tell me more!



Listen to your friends and ask them the questions.

- How does Ginger feel on page 3?
He's angry.
- What's your favorite weather?
I like sunny days.
- What do you have in your bag?
I have an eraser, a notebook, and a pencil case.



Can you play the piano?

• Talking about musical instruments

Warm Up

A Listen and sing. T18

Can you play the **piano**?
Yes, I can! **Ding-dong-dang!**
Can you play the **drums**?
Yes, I can! **Boom-boom-bang!**

Can you play the **violin**?
No, I can't! Teach me, teach me!
Can you play the **trumpet**?
No, I can't! Teach me, teach me!



[Sample Answers]
The cat plays the violin.
Yes, I can. / No, I can't.

Think & Say

What animal plays the violin? Point.
Can you play the violin?

B Sing again. Use your arms to make an "O" when you hear "can," and an "X" when you hear "can't." T19

A Listen and stick. Then, say. T20

- | | | | |
|--|---|--|---|
| 1. 
piano | 2. 
guitar | 3. 
violin | 4. 
xylophone |
| 5. 
flute | 6. 
drums | 7. 
trumpet | 8. 
tambourine |

Pair **B** Listen and say. Then, role-play the conversation. T21



► What does Lily do in her band?

[Sample Answer] **She sings songs.**

Pair

A Look and say.



Can you play the **piano**?

Yes, I **can**. I **can** play the **piano**.

B Listen and match.



1. **Judy**



2. **Annie**



3. **Steve**



4. **Ben**

Can you play the **tambourine**?

No, I **can't**.

Speaking Playground

[Sample Answers]

Step 1

Imagine you're a musician. Choose two instruments you can play.



Step 2

Make your own band. Ask the questions to find members for your band.


Can you play the **violin**?



Yes, I **can**. I **can** play the **violin**.

Step 3

Who is in your band? Write their names.



What sport do you like?

• Talking about sports

Warm Up

A Listen and chant.

What sport do you like? **x2**
Tennis! Tennis! I like **tennis!**
 What sport do you like? **x2**
Soccer! Soccer! I like **soccer!**
Tennis is fun! **Soccer** is exciting!

What sport do you like? **x2**
Swimming! Swimming! I like **swimming!**
 What sport do you like? **x2**
Skating! Skating! I like **skating!**
Swimming is fun! **Skating** is exciting!

[Sample Answers]
 Yes, I can. / No, I can't.

Think & say

Can you play tennis?

B Chant again. Clap on the sports you like and stomp on the sports you don't like.

A Listen and stick. Then, say.

- | | | | |
|---|--|---|--|
| 1. 
baseball | 2. 
basketball | 3. 
soccer | 4. 
tennis |
| 5. 
badminton | 6. 
swimming | 7. 
skating | 8. 
skiing |

Pair B Listen and say. Then, role-play the conversation.

▶ Do you like swimming, too?
 [Sample Answers] Yes, I do. / No, I don't.

Pair

A Look and say.

Join Now!

What sport do you like?

I like **basketball**.
Basketball is fun.

B Listen and check. T27

1.

2.

3.

4.

What sport do you like?

I like skiing.



Speaking Playground

[Sample Answers]

Step 1

This is a sports center. Ask your friends what sport they like. Stick the gingerbread men on the correct pictures.

What sport do you like?



I like **badminton**.
Badminton is fun.

Step 2

Write the three most popular sports.

- 1 swimming 2 basketball 3 soccer

I like to take photos.

• Talking about your hobbies

Warm Up



A Listen and chant. T28

What do you, what do you,
what do you like to do?
I like to, I like to,
I like to **play the piano!**



What do you, what do you,
what do you like to do?
I like to, I like to,
I like to **play baseball!**

What do you, what do you,
what do you like to do?
I like to, I like to,
I like to **take photos!**



B Chant again. Do all the actions. T29

Think & Say
What animal takes photos? Do you like to take photos, too?

[Sample Answers]
The dolphin takes photos.
Yes, I do. / No, I don't.

A Listen and stick. Then, say. T30

1.  play the piano	2.  play baseball	3.  take photos	4.  read books
5.  watch movies	6.  draw pictures	7.  sing songs	8.  ride my bike

Pair **B Listen and say. Then, role-play the conversation. T31**

Panel 1: Girl: "What do you like to do after school?" Boy: "I like to **draw pictures.**"

Panel 2: Girl: "Me, too! I like to **draw my puppy.**"

Panel 3: Girl: "How about you, Boogie?"

Panel 4: Girl: "I like to **take a nap.**" Boy: "That's not a hobby, Boogie!"

▶ What do you like to do after school?
[Sample Answers] I like to ride my bike.
I like to play baseball.

Pair

A Look and say.



B Listen and check. T32

1.

2.

3.

4.

What do you like to do? I like to ride my bike.



Speaking Playground

[Sample Answers]

Let's make school clubs!

Step 1 Stick four activities you like to do.

Step 2 Find members for the clubs. Ask and answer with your friends and write their names on the lists.

Fun Club Activities!

<p>Lily ----- Marco ----- James -----</p>	<p>Maya ----- John ----- -----</p>
<p>Sally ----- ----- -----</p>	<p>----- ----- -----</p>

What do you like to do? I like to read books.

I like to draw pictures. How about you?



Play the game.

Red card

Can you **swim**?

No, I can't. I can't **swim**.

Black card

What do you like to do?

I like to **play the flute**.

- Instructions**
- 1 In pairs or groups, take turns flipping a coin and moving. (Heads = 1 space Tails = 2 spaces)
 - 2 Ask and answer the questions.
 - 3 The person or group who finishes first is the winner.

Show and Tell



Prepare

A Look and write.



I like basketball.

badminton / soccer /
basketball / skating



I also like to draw pictures.

take photos / draw pictures /
watch movies / sing songs



Can you play the drums?

piano / drums / xylophone



I can play the flute.

flute / violin / tambourine

B Listen and check. T33

➔ Cut the next page out and prepare for "Show and Tell."

[Sample Answers]



My new pen pal

Hello! How are you?

I like soccer.

I also like to read books.

Can you play the piano?

I can play the guitar.

I hope we can be good friends! Bye.

Nick

It's your turn

Step 1

Imagine you have a new pen pal.

Step 2

Draw your favorite sport, hobby, and two musical instruments.

Step 3

Complete the letter to your pen pal.

Step 4

Show it to the class and tell about it.

Hello! How
are you?
I like ...



[Sample Answers]

Tell me more!



Listen to your friends and ask them the questions.

1. Where is your pen pal from?
She's from Australia.
2. Do you want to meet your pen pal?
Yes, I do.
3. What do you want to do with your pen pal?
I want to play soccer with my pen pal.

Unit **9**

He's in the kitchen.

• Describing a house

Warm Up

A Listen and sing. T34

Where is Max?
Where is Max?
I can't find him.
He's in the **kitchen**.
He's in the **kitchen**.
Max is in the **kitchen**.



Where is Coco?
Where is Coco?
I can't find her.
She's in the **bedroom**.
She's in the **bedroom**.
Coco is in the **bedroom**.

[Sample Answers]
My favorite place is the living room/ the kitchen/ my bedroom.

B Sing again. Change the words. T35

- kitchen ➔ bathroom
- bedroom ➔ attic

Think & Say

Where is your favorite place in your home?

A Listen and stick. Then, say. T36

1.  bedroom	2.  living room	3.  bathroom	4.  kitchen
5.  dining room	6.  attic	7.  yard	8.  balcony

Pair B Listen and say. Then, role-play the conversation. T37




► Where is Marco?
[Sample Answer] **He's in the attic.**

Pair

A Look and say.



B Listen and stick.



Where is he?

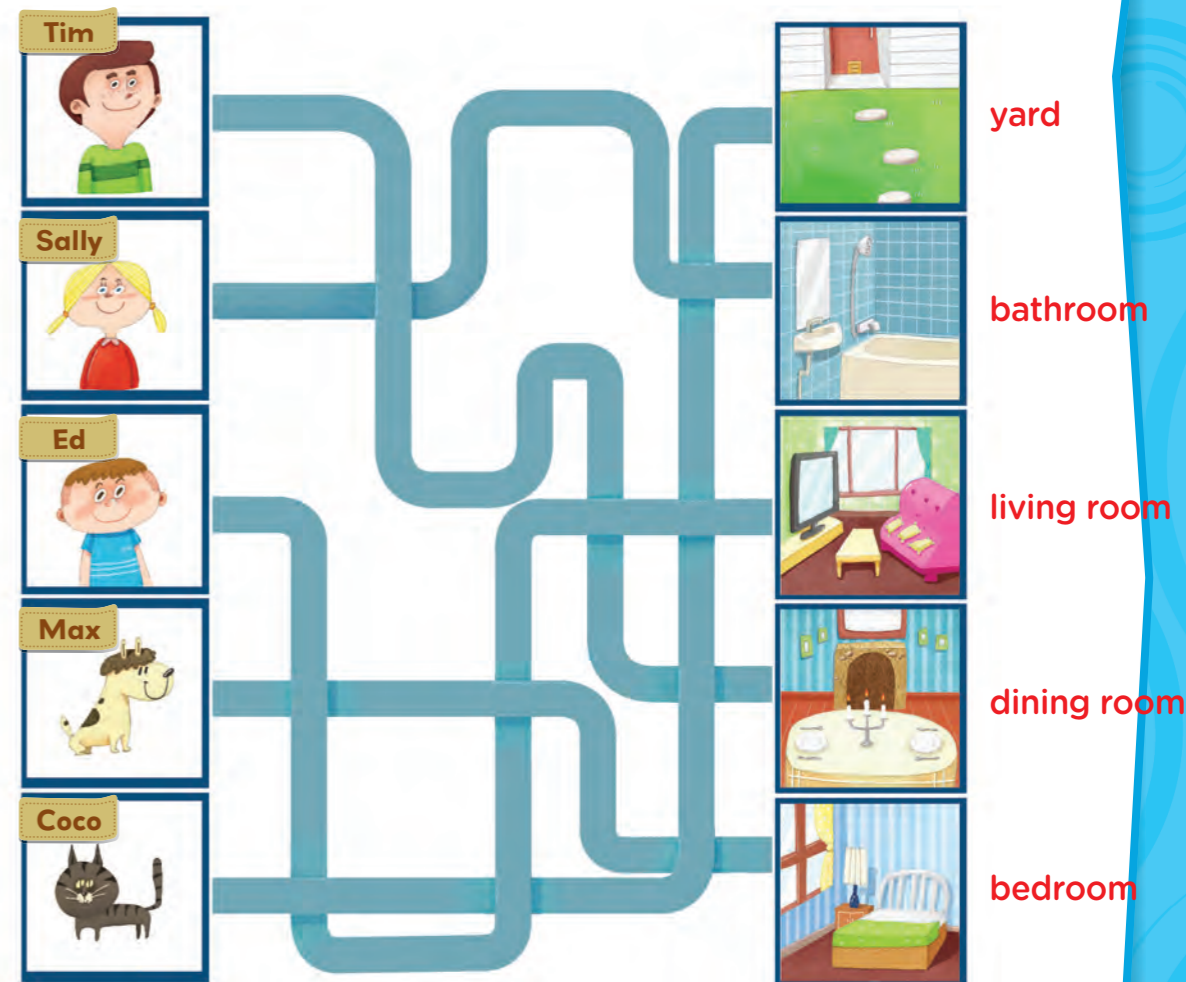


He's in the bathroom.

Speaking Playground

[Sample Answers]

Step 1 Follow the lines. Find out where everybody is.



Step 2 Ask and answer with your partner. Then, check all your answers.



• Describing people

Warm Up

A Listen and chant.

What does Tom look like?
He's **tall**. He's **tall**. He's very **tall**!
What does Pam look like?
She's **pretty**. She's **pretty**.
She's very **pretty**!

What does Dan look like?
He's **old**. He's **old**. He's very **old**!
What does Ann look like?
She's **young**. She's **young**.
She's very **young**!



Tom



Pam

Dan

Ann

B Chant again. Make your own gestures for "tall," "pretty," "old," and "young."

Think & Say

Who is each person?
Point. Imagine you are one of the people.
Who are you?

[Sample Answers]
I'm Ann/Tom/Pam/Dan.

A Listen and stick. Then, say.

1. tall 2. short 3. young 4. old 5. handsome 6. pretty

Pair


B Listen and say. Then, role-play the conversation.

My brother is coming here!
Oh, really?
What does he look like?
He's tall.
Oh, really?
Yes. He's very handsome, too.
Hello, I'm Woogie.
Wow! You look like Boogie!

► What does Boogie look like?
[Sample Answers] He's short/handsome.

Pair

A Look and say.



What does *she* look like?

She's *tall* and *pretty*.

B Listen and number.  T43 



What does she look like?

She's *short*.

Speaking Playground

Step 1

Choose student A or student B. Student B is on page 61.

Student A



Step 2

Ask and answer the questions with your partner and find the three differences.

What does *Onion* look like?

He's *old* and *short*.



Step 3

Which vegetables are different in your partner's picture? Write.

Cucumber

Mushroom

Potato

She's wearing a dress.

• Talking about clothes

Warm Up

A Listen and chant.

What's Mia wearing?
She's wearing a **dress**.
What's Mia wearing?
She's wearing a **hat**.
She looks nice
in her **dress** and **hat**.

What's Matt wearing?
He's wearing a **jacket**.
What's Matt wearing?
He's wearing **pants**.
He looks nice
in his **jacket** and **pants**.



B Chant again. Snap your fingers when you hear the clothing words.

Think & say

What are you wearing today?

[Sample Answers]
I'm wearing a skirt and a T-shirt.
I'm wearing pants and socks.

A Listen and stick. Then, say.

- | | | | |
|--|---|--|--|
| 1.  T-shirt | 2.  pants | 3.  skirt | 4.  dress |
| 5.  jacket | 6.  shorts | 7.  socks | 8.  hat |

Pair B Listen and say. Then, role-play the conversation.



► What are Lily and Alex wearing?


[Sample Answer] They're wearing a T-shirt, pants, and socks.

Pair

A Look and say.



B Listen and stick.



What's **he** wearing?

He's wearing a T-shirt and **shorts**.

Speaking Playground

[Sample Answer]

● Your closet is empty! Play the dressing game and fill your closet.

Step 1

Work with your partner. Use the game board on page 71. Take turns flipping a coin and moving forward. (Heads = 1 space Tails = 2 spaces)



What's **he** wearing?

He's wearing a **hat**.



Step 2

If your answer is correct, check the clothing picture in your closet. Whoever fills their closet first is the winner!





Look at the picture and practice.

1. **...?**
 [Sample Question] **Where is Tony's grandpa?**
He's in the attic.

2. **What does Tony's dad look like?**
 [Sample Answer] **He's tall and handsome.**
...

3. **What's Tony's mom wearing?**
 [Sample Answer] **She's wearing a T-shirt and a skirt.**
...

Try this
 Where are the beds in Tony's house?

[Sample Answer] **They're in the bedrooms.**
 Unit 12 • 55

Show and Tell



Prepare

A Look and write.




This is Lisa's house.
She's in the living room.

bathroom / kitchen / living room



She's young and short.

young / old tall / short



She's wearing a T-shirt
and pants.

a T-shirt / a jacket / pants / shorts





She's pretty.

handsome / pretty

B Listen and check. T49

➔ Cut the next page out and prepare for "Show and Tell."

[Sample Answers]



's house

Hello, everyone!

This is Dan's house.

He's/She's in the bedroom.

He's/She's young and tall.

He's/She's wearing a jacket

and shorts.

He's/She's handsome.

It's your turn

Step 1

Make the die on page 73.

Step 2

Choose a face and clothes for the person.

Step 3

Draw an "X" where the person is in the house and write about the person.

Step 4

Show your die to the class. Tell them about the person.

Hello,
everyone!
This is ...



[Sample Answers]

Tell me more!



Listen to your friends and ask them the questions.

1. How old is he/she?
He's nine years old.
2. What is he/she doing there?
He's sleeping in the bedroom.
3. What color are his/her clothes?
His T-shirt is green. His shorts are brown.

Speaking Playground

Step 1 Choose student A or student B. Student A is on page 17.

Student B



Step 2 Ask and answer the questions with your partner. Then, stick what Daniel has on his backpack.

Does **Daniel** have an eraser?

Yes, he **does**.

Step 3 Write four items that Daniel and Emily both have.

scissors

a notebook

a stapler

an eraser

Speaking Playground

Step 1 Choose student A or student B. Student A is on page 49.

Student B



Step 2 Ask and answer the questions with your partner and find the three differences.

What does **Onion** look like?

He's **old** and **short**.



Step 3 Which vegetables are different in your partner's picture? Write.

Cucumber

Mushroom



Potato

Supplementary Material



Review Test 1 • Unit 1 ~ Unit 4

[1-4] Listen and circle the correct answers.  T50



[5-7] Listen and circle the correct responses.  T51

5. a Yes, I do.
 b I'm happy.


6. a Yes, it is. It's raining.
 b Yes, it is. It's snowing.

7. a Yes, he does.
 b No, she doesn't.








[8-9] Listen and circle the correct questions.  T52

8. a How are you?
 b How's the weather?
9. a Does he have a notebook?
 b Does she have a pencil?

[10-12] Listen and circle the correct pictures.  T53





13. Listen and complete the dialog.  T54

-  : How are you, Rob?
 : I'm bored .
 : Let's play soccer with Tom.
 : Does he have a soccer ball?
 : Yes, he does .
 : How's the weather?
 : It's warm and sunny. Let's go!

Review Test 2 • Unit 5 ~ Unit 8

[1-4] Listen and circle the correct answers.  T55



[5-7] Listen and circle the correct responses.  T56

5. a No, I can't.
 b No, I don't.



6. a Yes, I do.
 b I like swimming.

7. a I like to draw pictures.
 b Yes, I like it a lot.








[8-9] Listen and circle the correct questions.  T57

8. a Can you play the drums? b Can you play the flute?
 9. a What do you like to do? b Do you have a bike?

[10-12] Listen and circle the correct pictures.  T58



13. Listen and complete the dialog.  T59

 : Emma, what do you like to do?
 : I like to read books.
 : What sport do you like?
 : I like to play tennis. Can you play tennis?
 : No, I can't. But I like to play badminton.
 : Me, too!
 : Let's play badminton together.

Review Test 3 • Unit 9~ Unit 12

[1-4] Listen and circle the correct answers. 



a b



a b



a b



a b

[5-7] Listen and circle the correct responses. 

5. a He's my brother.

b He's in the bedroom.

6. a She's very pretty.

b She's wearing a dress.

7. a She's tall and young.

b She's happy.

[8-9] Listen and circle the correct questions. 




8. a What's Jane wearing?

b Where's Jane?


9. a What's Josh wearing?


b What does Josh look like?

[10-12] Listen and circle the correct pictures. 



13. Listen and complete the dialog. 

: Do you have a brother?

: Yes, I do.

: _____ **Where** _____ is he?

: He's in the _____ **yard** _____ with his friends.

: Who's your brother? What's he _____ **wearing** _____?

: He's wearing _____ **pants** _____ and a hat.

: Oh, he's very _____ **handsome** _____!