

FUN TO LEARN



SHAPES AND OPPOSITES





shapes and opposites

How to use this book

This is a first activity book for children who are just beginning to learn to recognise shapes and differences and use them in everyday situations.

Help your child to enjoy using the book by looking together at a few pages at a time. Looking carefully, playing the simple games, and practising working from left to right are an important part of learning fun.

Encourage your child to talk about what he or she is doing with particular reference to the shapes and opposites you might see when you are out and about together.

Have fun!




TRIDENT
REFERENCE PUBLISHING

Copyright © 2006

Cover Design © Trident Reference Publishing
Copyright © Trident Reference Publishing



Shapes






moon




sun





Draw happy faces on the sun shapes.






Practise drawing a moon.




Fish Shapes



Which fish bowl doesn't match?




Practise drawing a fish shape.




Winter and Summer




Circle the clothes you would wear in the summer.







Practise drawing a scarf.



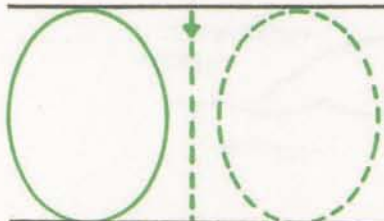
Shapes



Which group of shapes doesn't match?



Practise drawing an oval.



Opposites




happy



sad



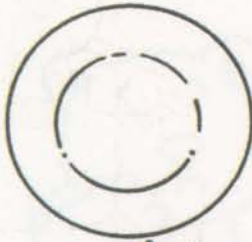
Draw a ring round the sad faces.



Practise drawing a happy face.



Circles



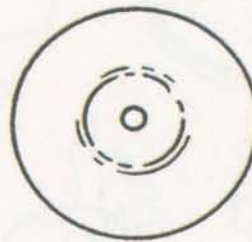

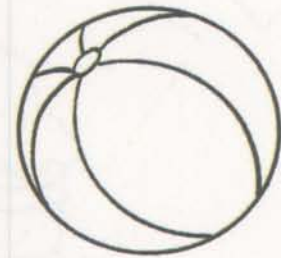
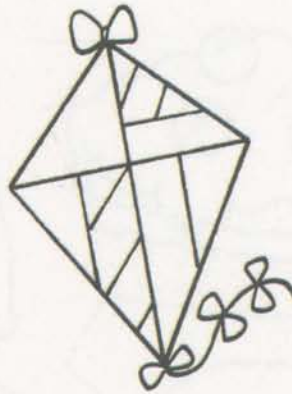
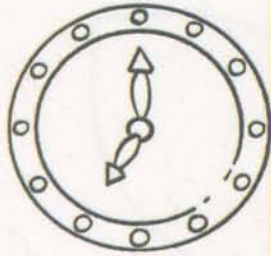
plate



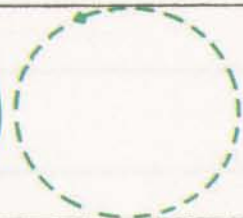

orange



Can you shade in all the circle-shaped objects?



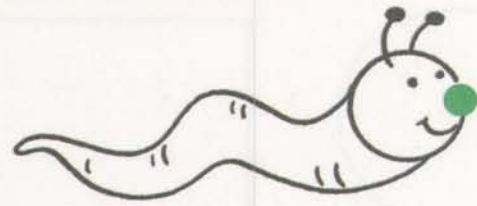
Practise drawing a circle.



Fast and Slow





plane



worm




Can you circle the things that move slowly?



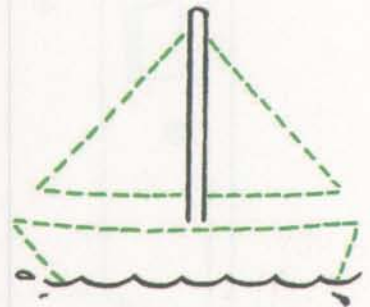

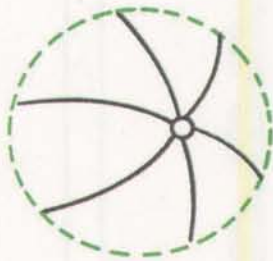
Practise drawing a snail.




Circles




Which objects are circles?
Finish drawing them.





Practise writing 'C' for circle



Full and Empty



Write "full" or "empty" on the correct trucks.



Practise writing 'E' for Empty.


Wet and Dry



Circle the animals who are getting wet.



Practise writing letter W.



Asleep and Awake

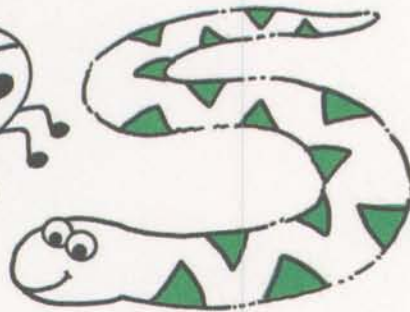


asleep




awake

Count how many animals are awake
and how many are asleep.



Practise writing the letter A.



Tall and Short



tall



short



short




tall




Can you write "tall" and "short" beside the correct bear?




Practise writing letter T.





Draw and write the opposite of each picture. Look back in this book if you can't remember.



open



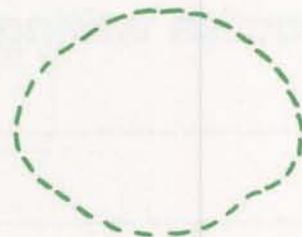
asleep






small




sad






Practise writing letter L.





Draw a picture of your home
with all its different shapes.




I live here
my name is _____



Big and Little

Can you write the correct word under each animal?



big



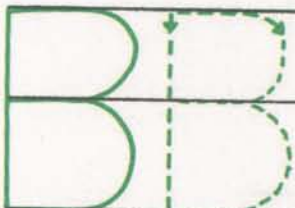
little








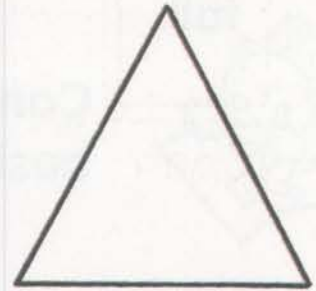



Practise writing letter B.





Write in the name of each shape.



Well done!

Shapes



Draw the correct shape
next to its name.

rectangle



square

circle

triangle

star


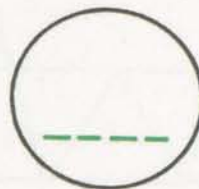

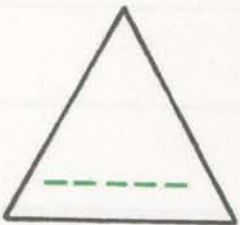

Look back in the book if you need help.

Shapes



How many shapes can you count in the picture?

Write the number in the shapes below.



Flower Shapes




**Draw in the flowers.
How many are there?**



Practise drawing a flower.



Big and Small



big



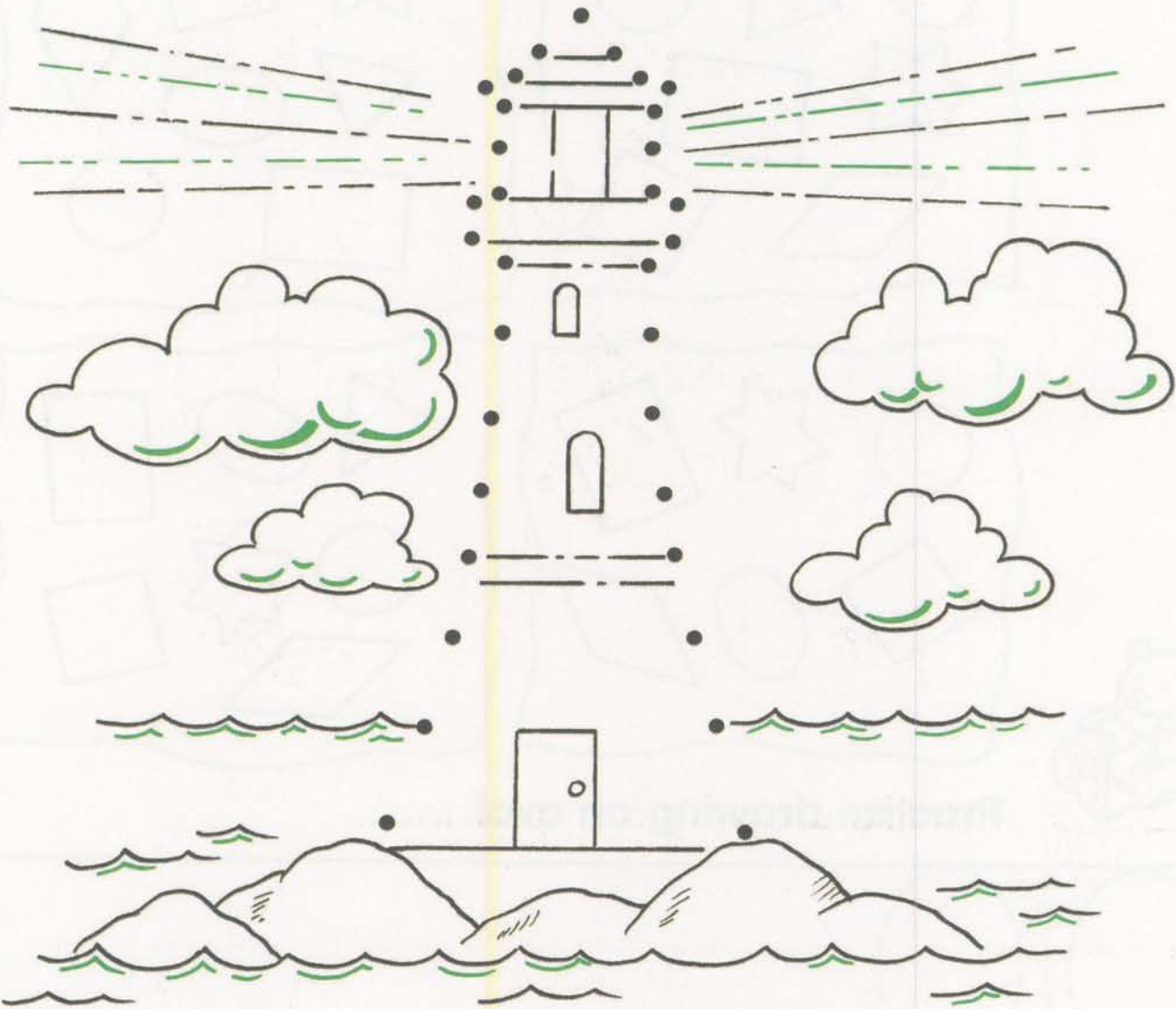
small



big



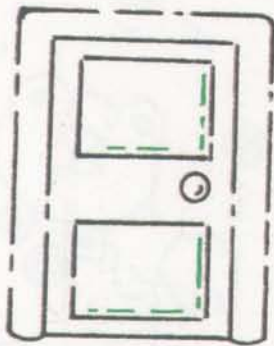


small



Join the dots to find another big building.

Opposites


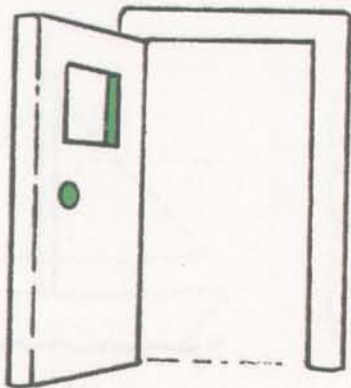
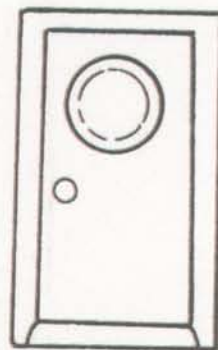
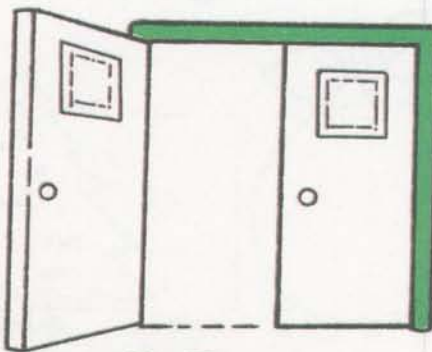


closed

open




How many doors are closed?
How many are open?




open


closed



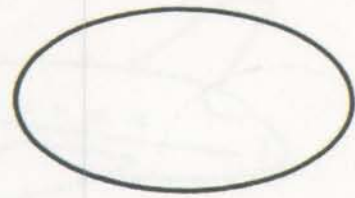
Shapes



circle



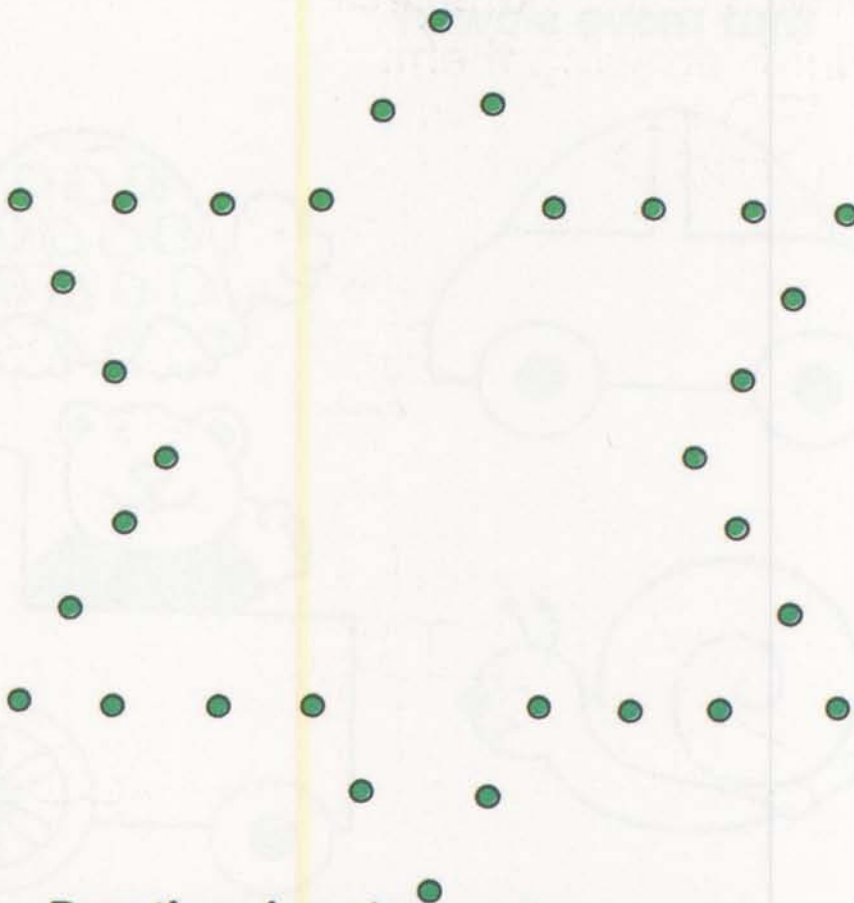
rectangle



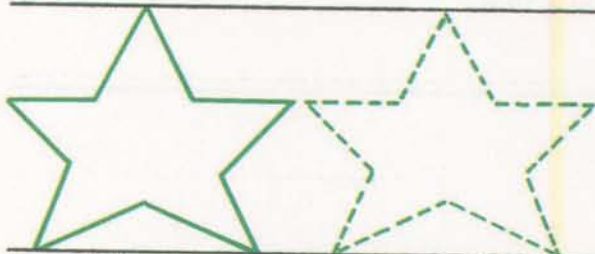
oval



Join the dots to find a shape.





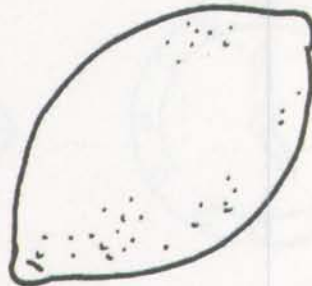

Practise drawing a star.



Sweet and Sour




Shade in all the sweet things that you see in the picture.



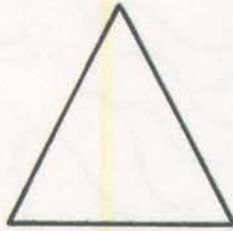
Practise writing 'S' for sweet and sour.

S S


Shapes



star




triangle




square





Can you join the pairs?



Practise drawing a square.




Squares



How many squares can you count in this picture?






Practise drawing squares.



Cookie Shapes




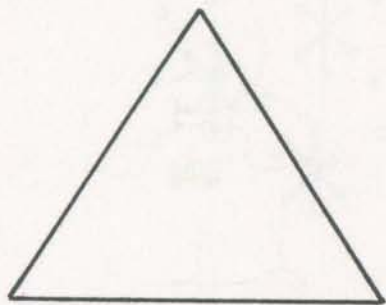
Which two cookies are the same?




Practise drawing a cookie.



Triangles




How many triangles can you see in the picture? Now shade them in.



Practise drawing triangles.



Shapes



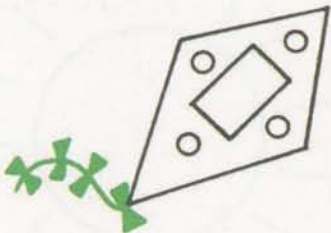




kite

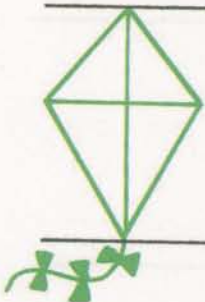


How many shapes can you count on each kite?


Write the number in the square.




Practise drawing a kite.




Shapes



rectangle






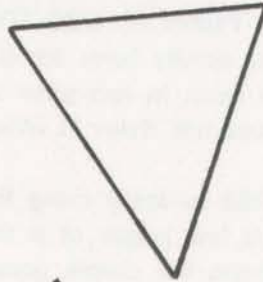
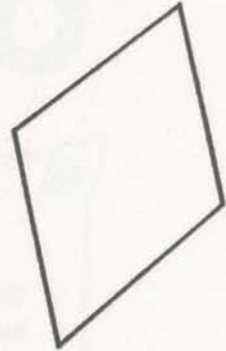
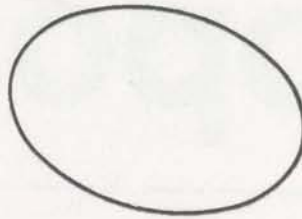
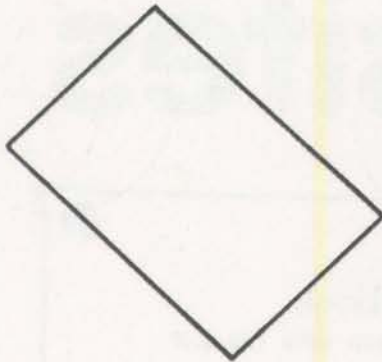
diamond



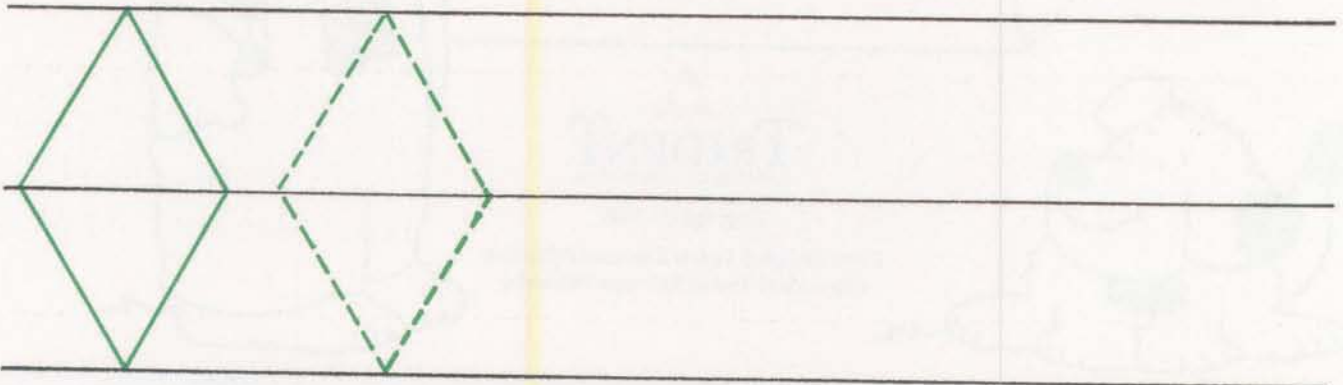
square



Draw a ring around the shapes with four sides.



Practise drawing a diamond.






SHAPES AND OPPOSITES

It's fun to learn about Shapes and Opposites in this lively activity book. Children will enjoy the fun of learning to tell the difference between tall and short, round and square. There are lots of skills to practice including matching, writing and sequencing.

Lovable Learning Bear pops up on every page to show children what to do and join in the fun.

Look out for Fun to Learn - a b c, 1 2 3 and Animals too!

FUN TO LEARN




TRIDENT
REFERENCE PUBLISHING

ISBN 1582790108



\$2.99
USA

6 15269 90108 3